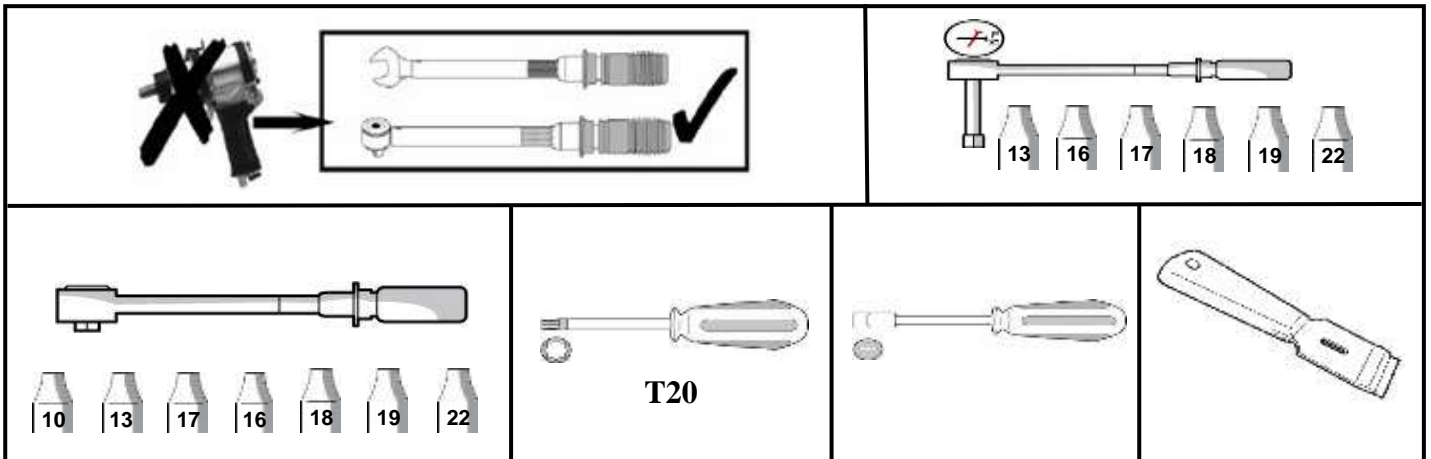
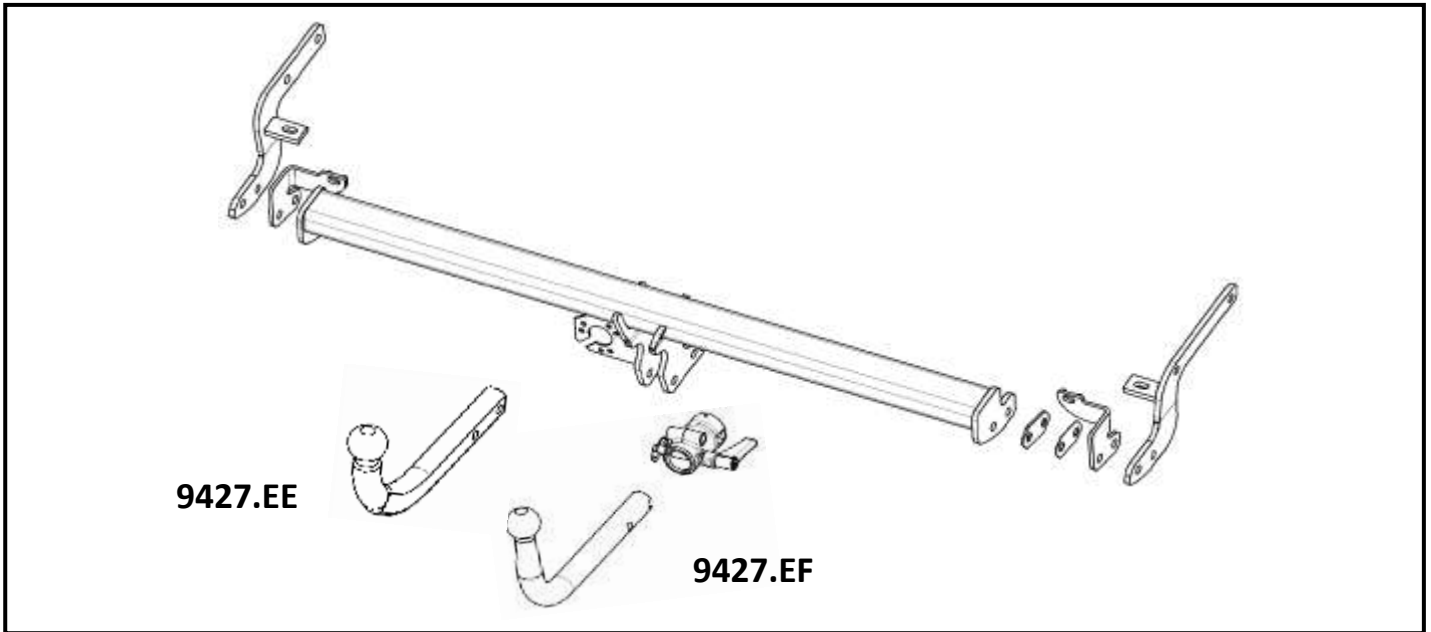
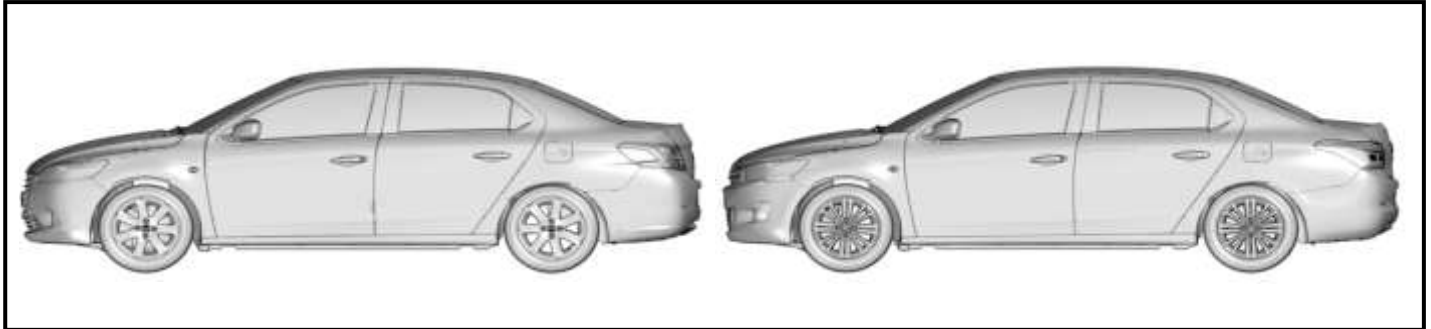
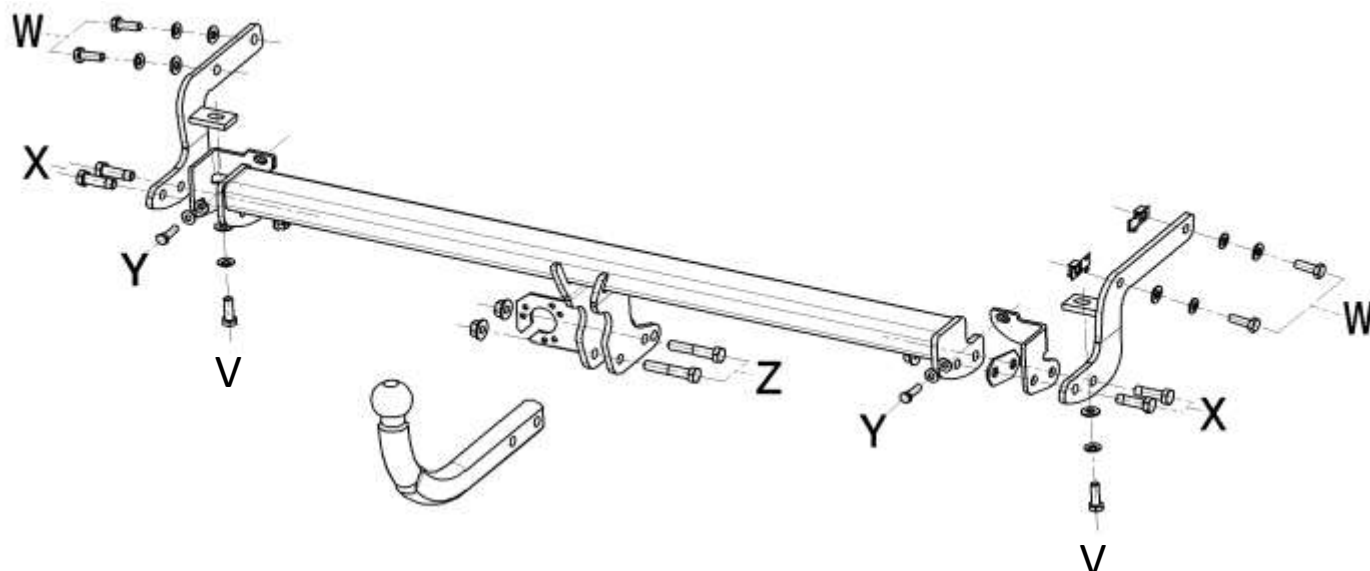


















FR NOTICE DE POSE A USAGE PROFESSIONNEL / LES PHOTOS ET LES DESSINS NE SONT PAS CONTRACTUEL
 GB FITTING INSTRUCTIONS FOR PROFESSIONAL FITTERS / THE PHOTOGRAPHS AND THE DRAWINGS ARE NOT CONTRACTUAL
 ES INSTRUCCIONES DE MONTAJE PARA USO PROFESIONAL / LES FOTOGRAFÍAS Y LOS DIBUJOS NO SON CONTRACTUALES
 P MANUAL DE MONTAGEM PARA UTILIZAÇÃO PROFISSIONAL / AS FOTOGRAFIAS E OS DESENHOS NÃO SÃO CONTRATUAIS
 DE MONTAGEANLEITUNG FÜR PROFESSIONNELLEN EINSATZ / DIE FOTOS UND DIE ZEICHNUNGEN SIND NICHT VERTRAGLICH
 IT ISTRUZIONI DI POSA AD USO PROFESSIONALE / LE FOTOGRAFIE ED I DISEGNI NON SONO CONTRATTUALI
 NL MONTAGEHANDLEIDING VOOR PROFESSIONEEL GEBRUIK / DE FOTO'S EN DE TEKENINGEN ZIJN NIET CONTRACTUEEL



9627.EE



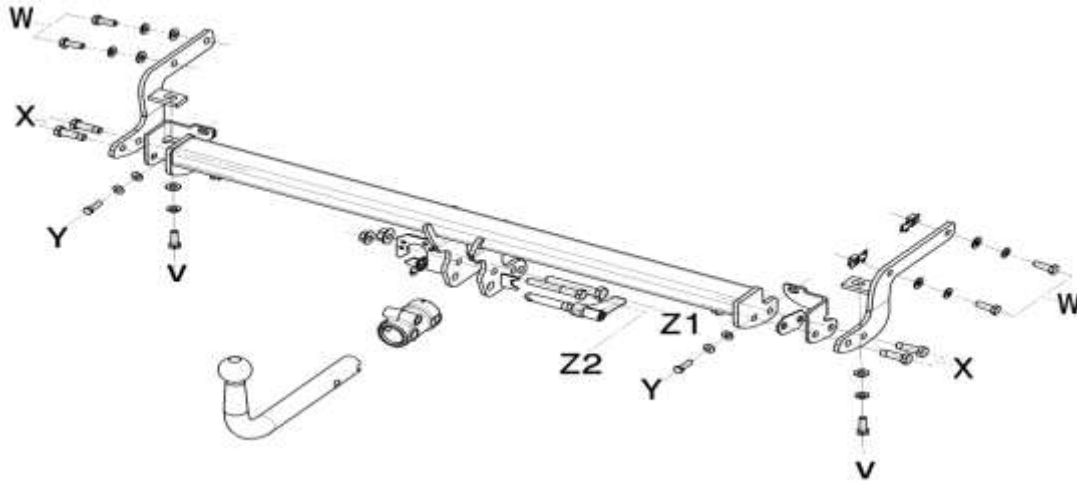
VISSERIE		QTÉ
Z	 HM12x65 - cl10.9 - 95Nm	x 2
	 M12 cl 10	x 2
	 CS12	x 2
X	 HM12x45 - cl10.9 - 95Nm	x 4
	 M12 cl 10	x 4
	 CS12	x 4
Y	 HM8x40 - cl8.8 - 20Nm	x 2
	 CS8	x 2
	 L8/22	x 2
V	 HM10x40 - cl10.9 - 40Nm	x 2
	 CS10	x 2
	 L10/22	x 2
W	 HM10x40 - cl10.9 - 40Nm	x 4
	 CS10	x 4
	 L10/22	x 4
	 CL 4870-3-150	x 2




















Date de création : 25/06/2012

Indice d'évolution : **IND.OR**

Date de modification : ___/___/___/

9627.EF

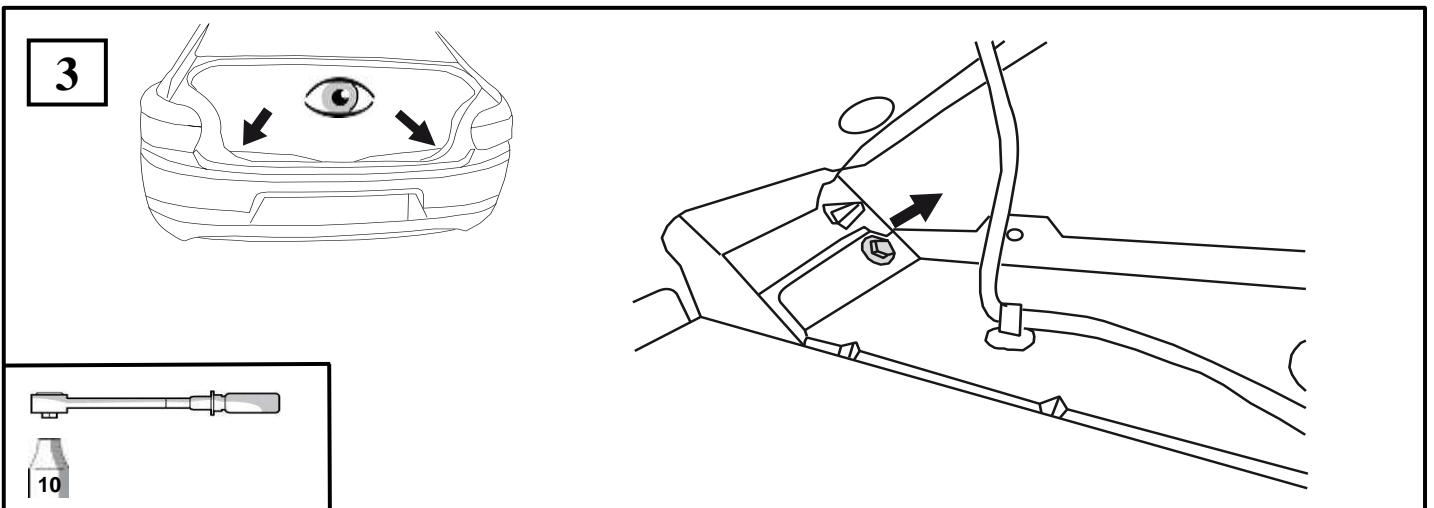
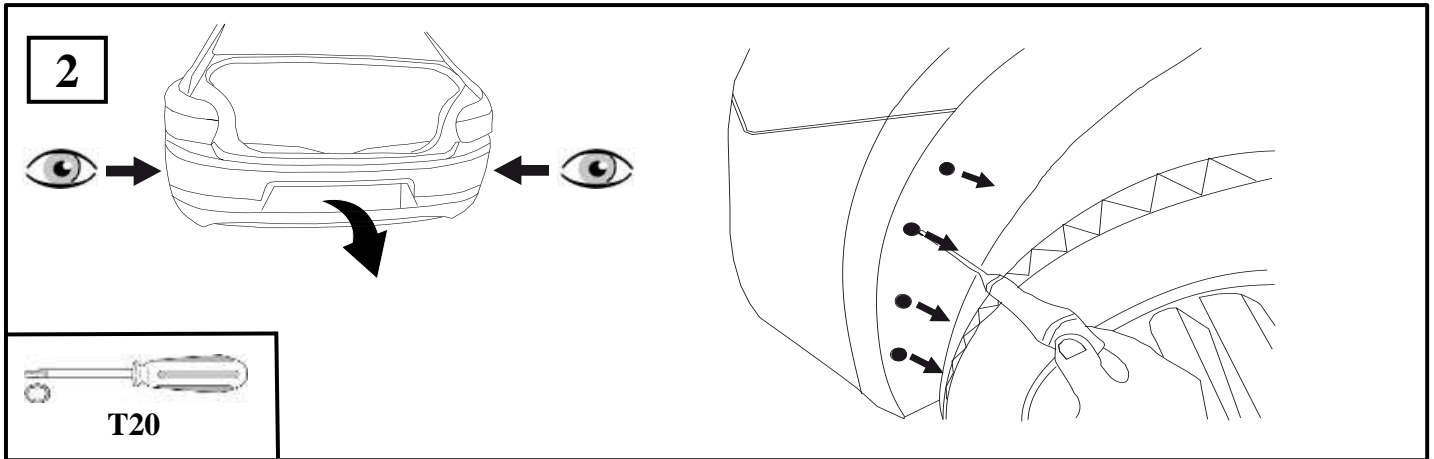
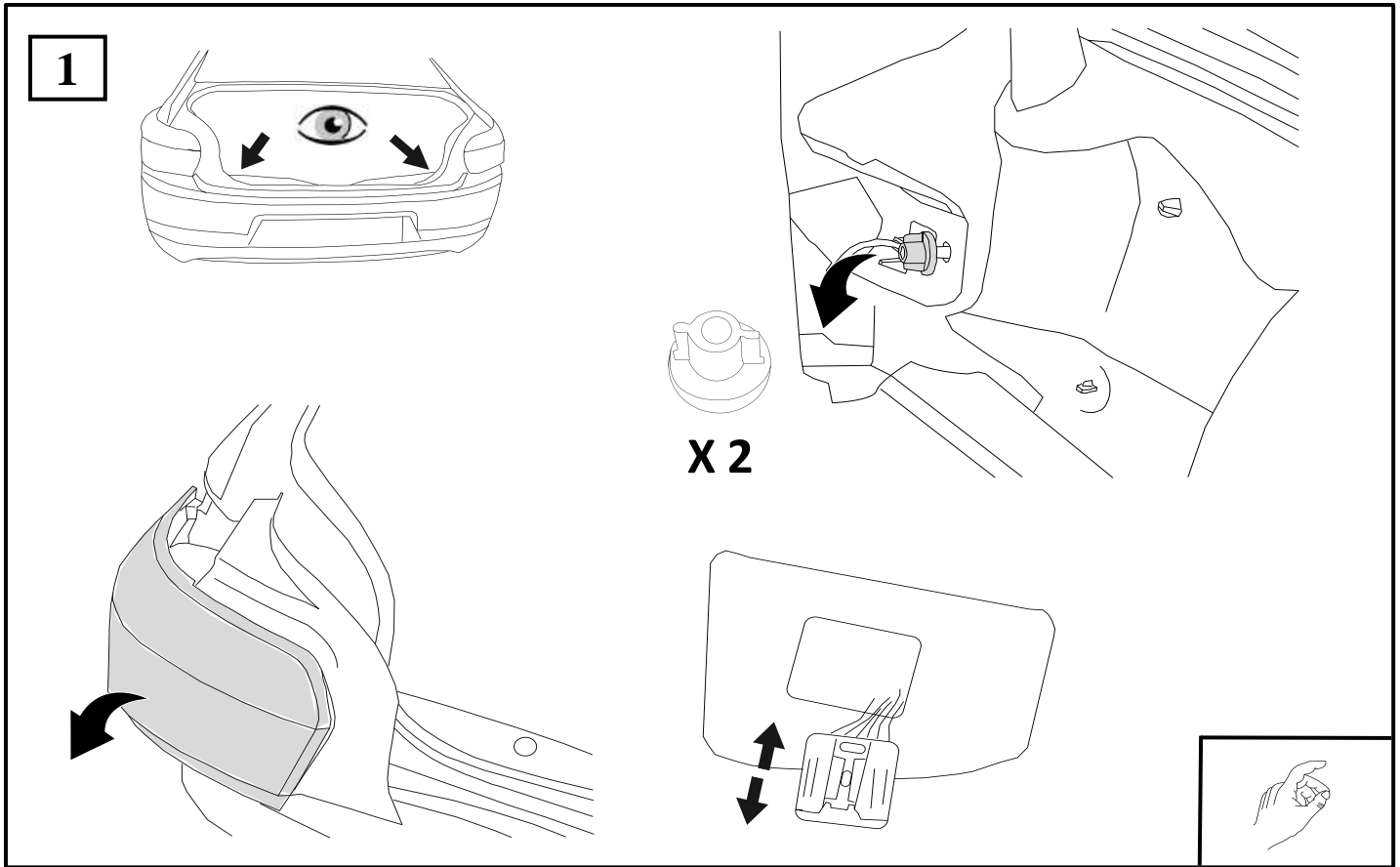


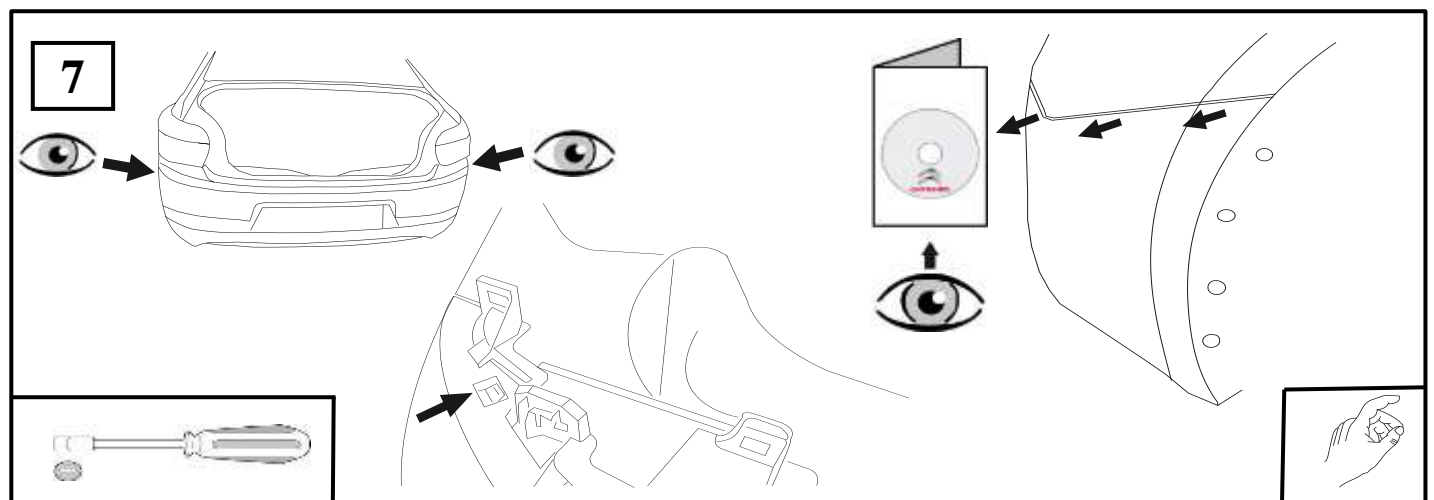
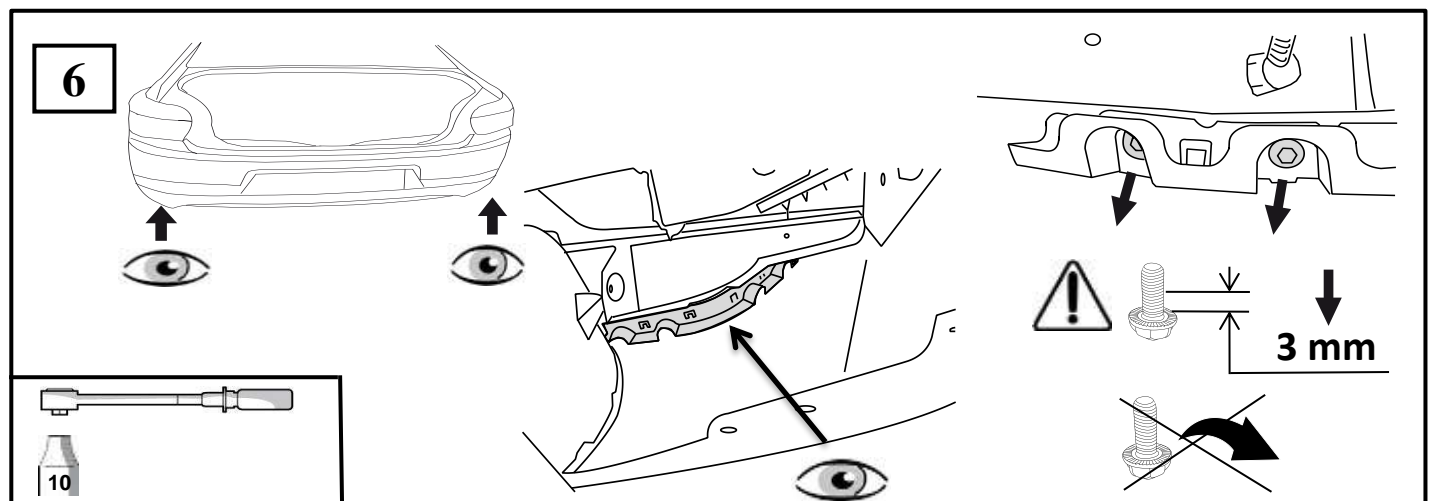
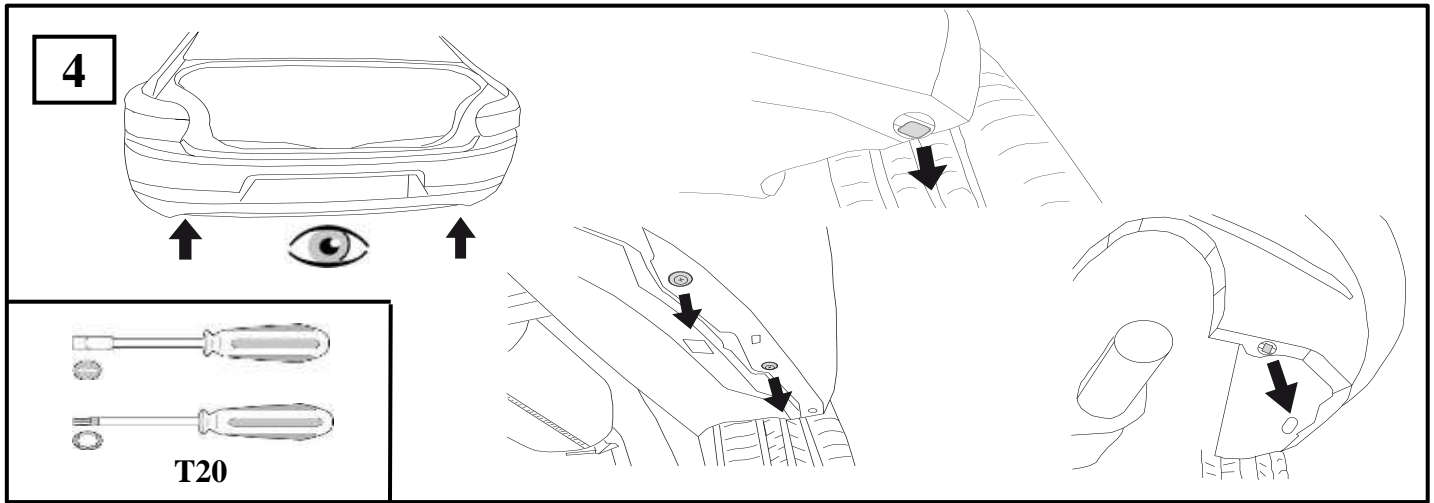
VISSERIE		QTÉ
X	 HM12x45 - cl10.9 - 95Nm	x 4
	 M 12 cl 10	x 4
	 CS12	x 4
Y	 HM8x40 - cl8.8 - 20Nm	x 2
	 CS8	x 2
	 L8/22	x 2
W	 HM10x40 - cl10.9 - 40Nm	x 4
	 CS10	x 4
	 L10/22	x 4
	 CL 4870-3-150	x 2
V	 HM10x40 - cl10.9 - 40Nm	x 2
	 CS10	x 2
	 M 10 cl 10	x 2
Z1	 HM14x90 - cl8.8- 120Nm	x 1
	 CS14	x 1
	 M14 cl 8	x 1
Z2	 HM12x90 - cl10.9 - 95Nm	x 1
	 CS12	x 1
	 M12 cl 10	x 1

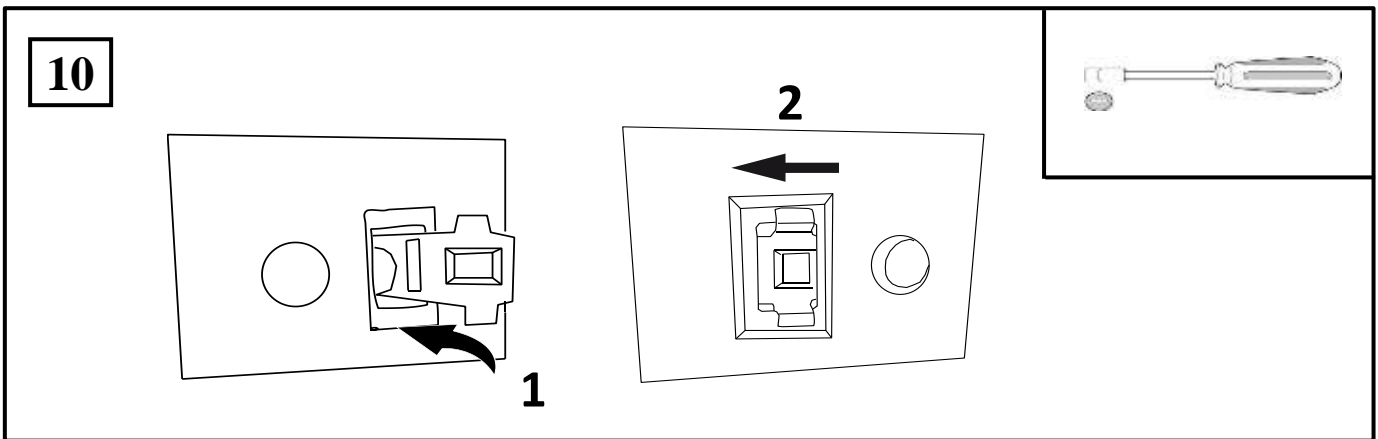
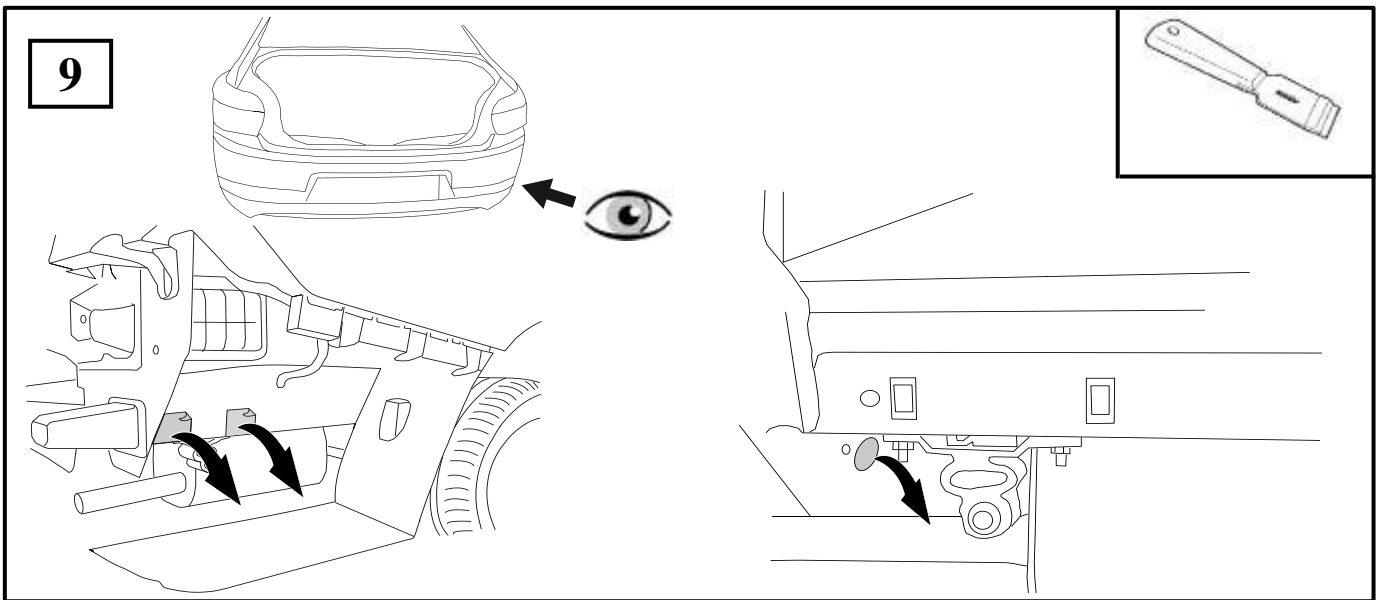
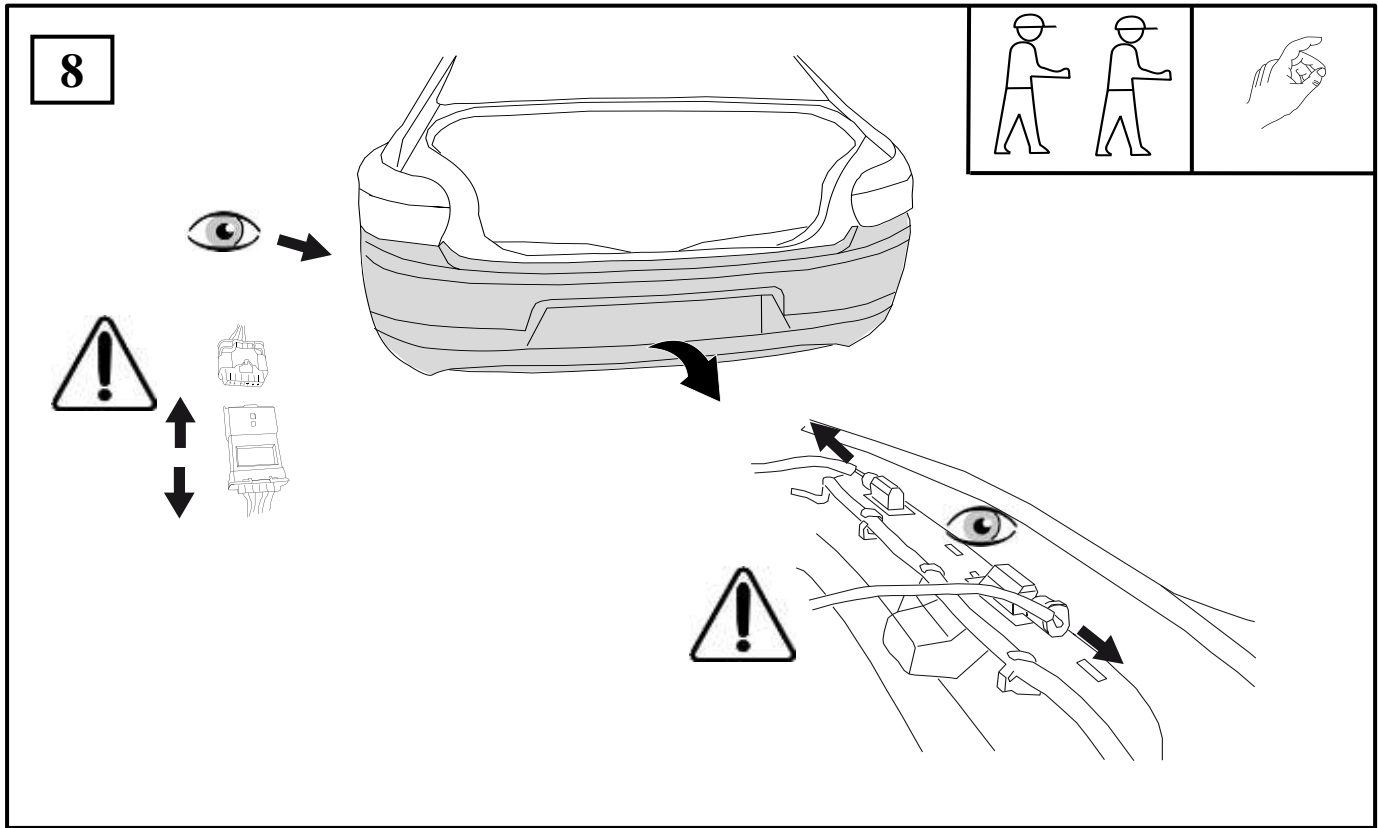
Date de création : 25/06/2012

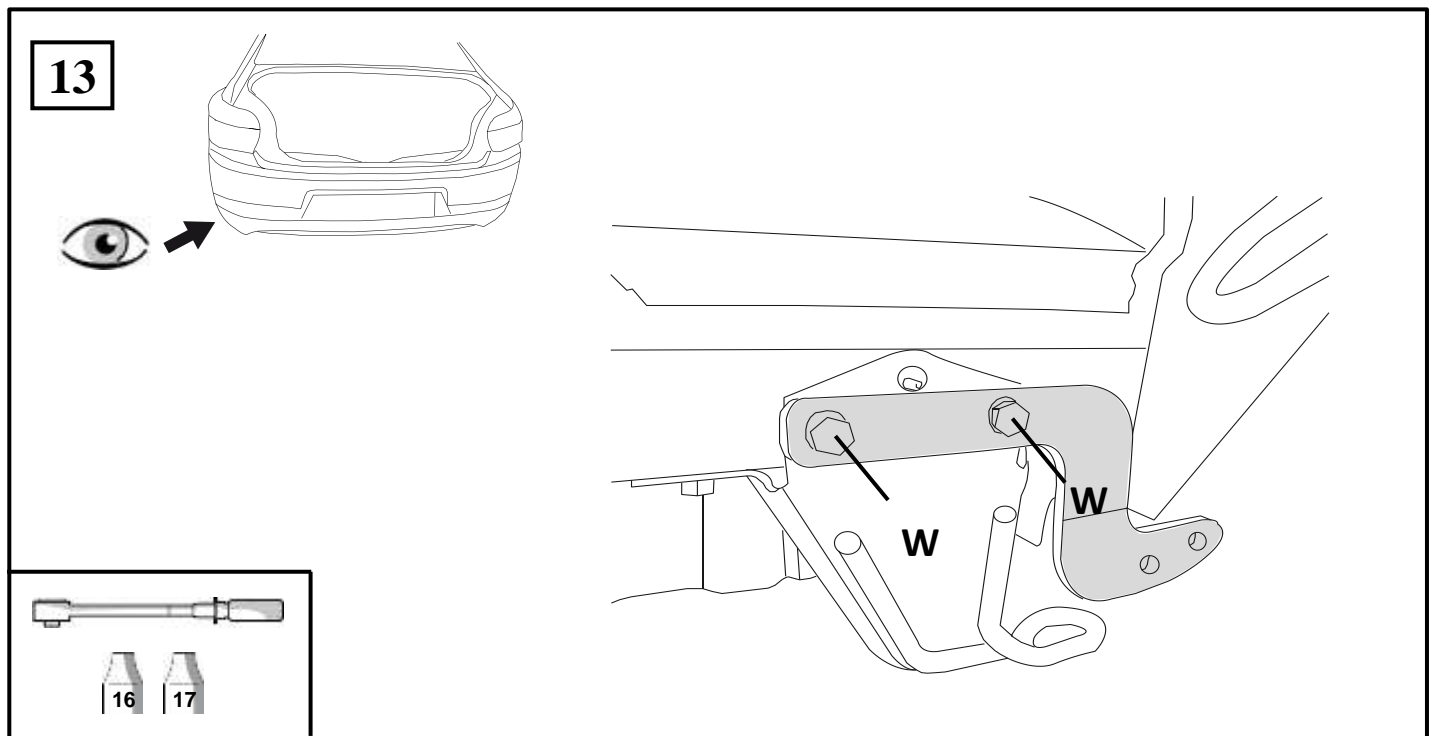
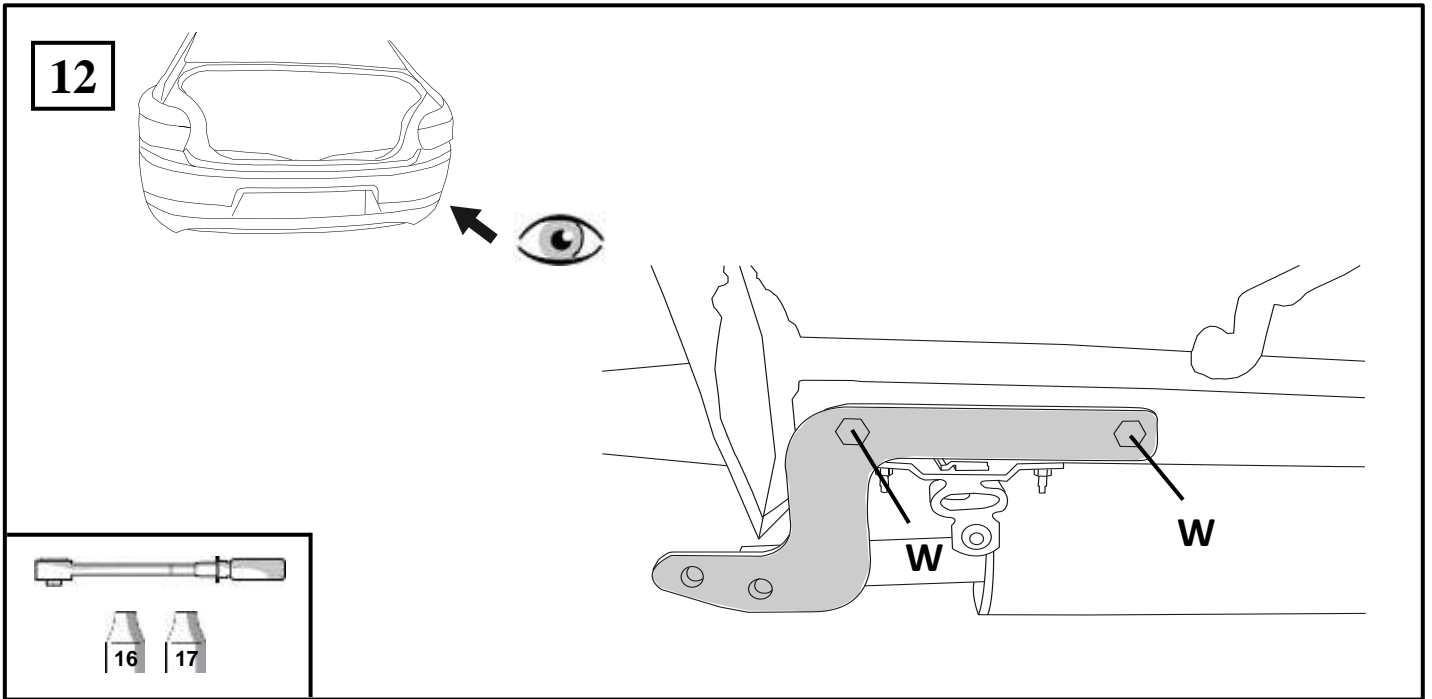
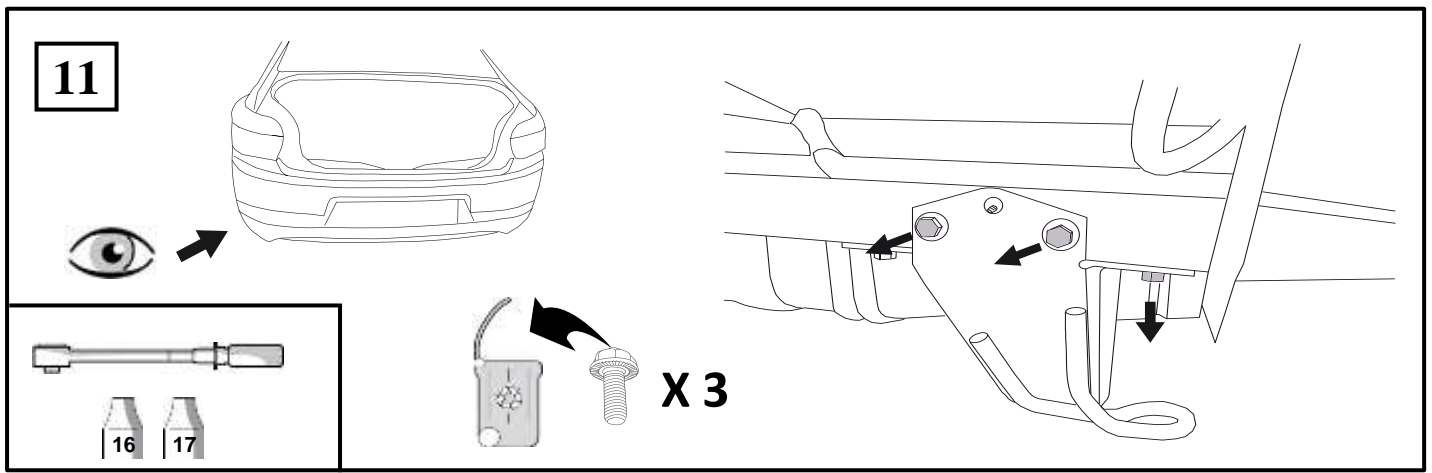
Indice d'évolution : **IND.OR**

Date de modification : ____ / ____ / ____ /

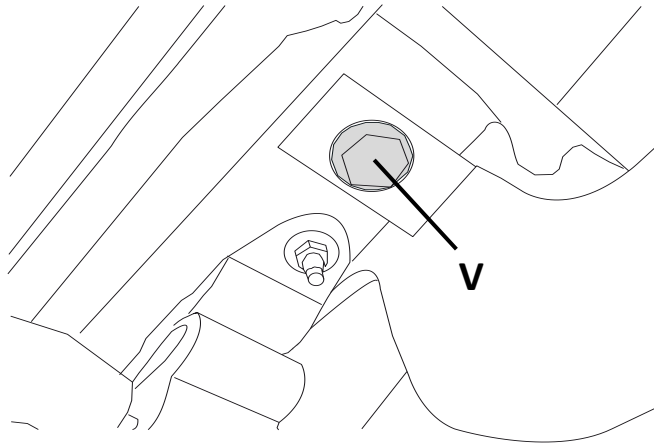
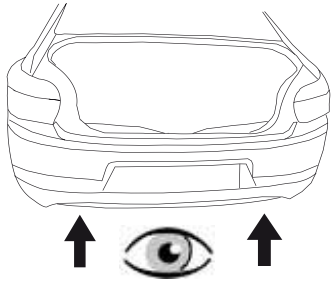




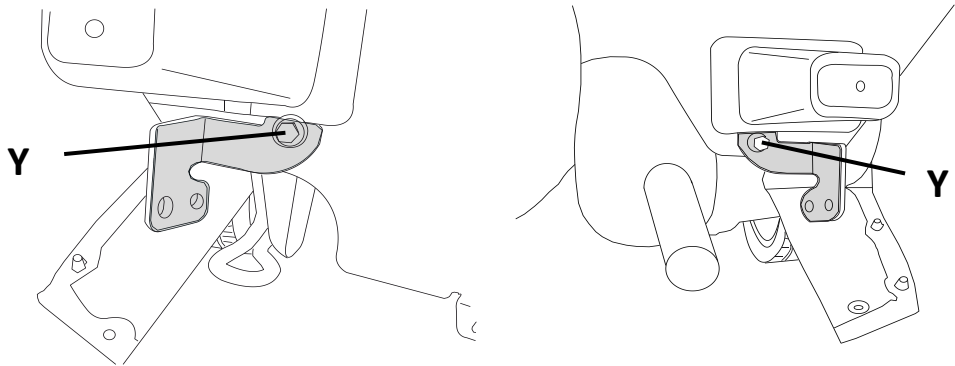
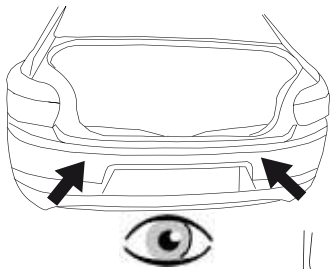





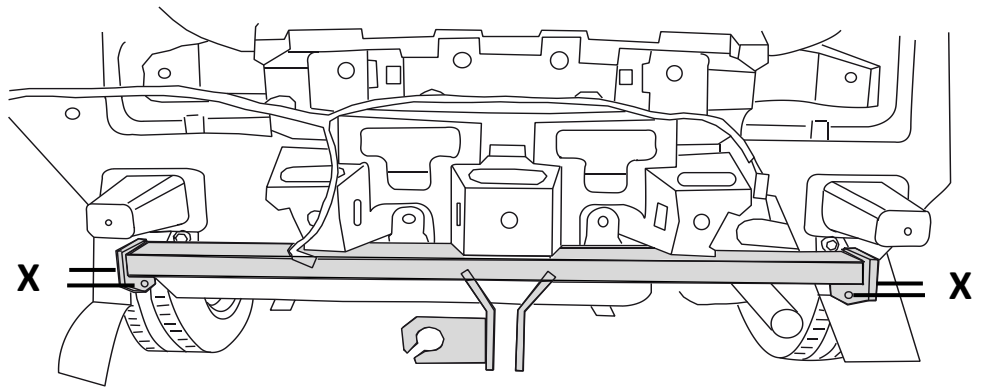
14

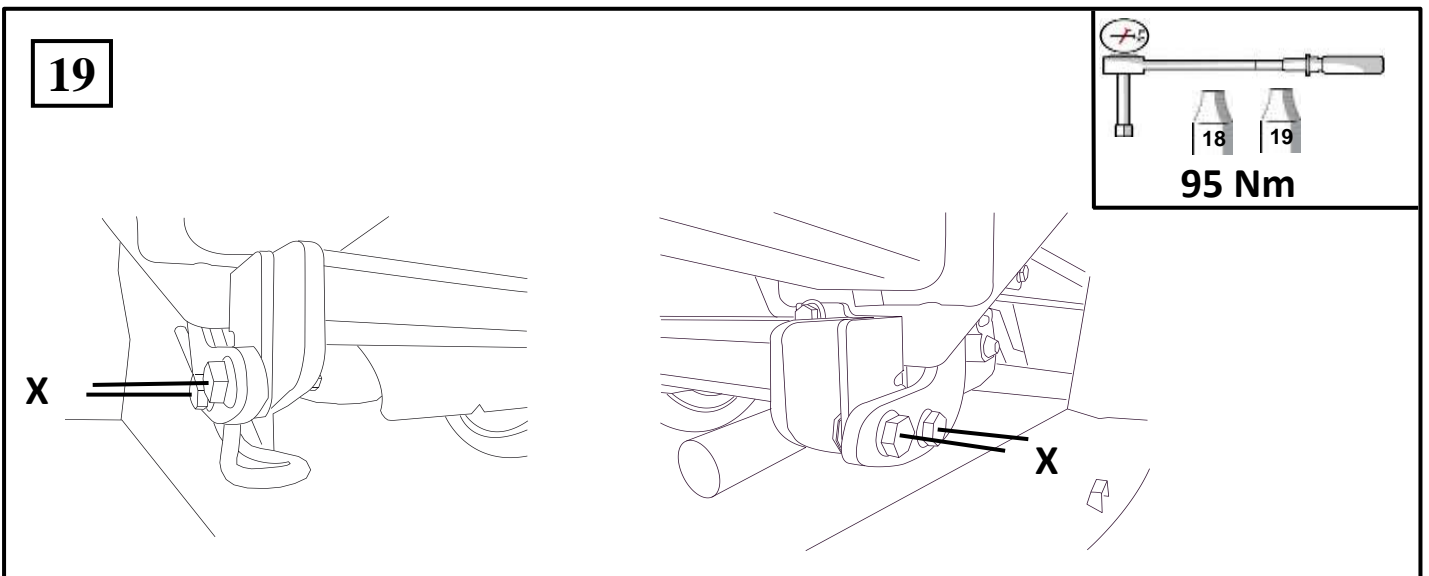
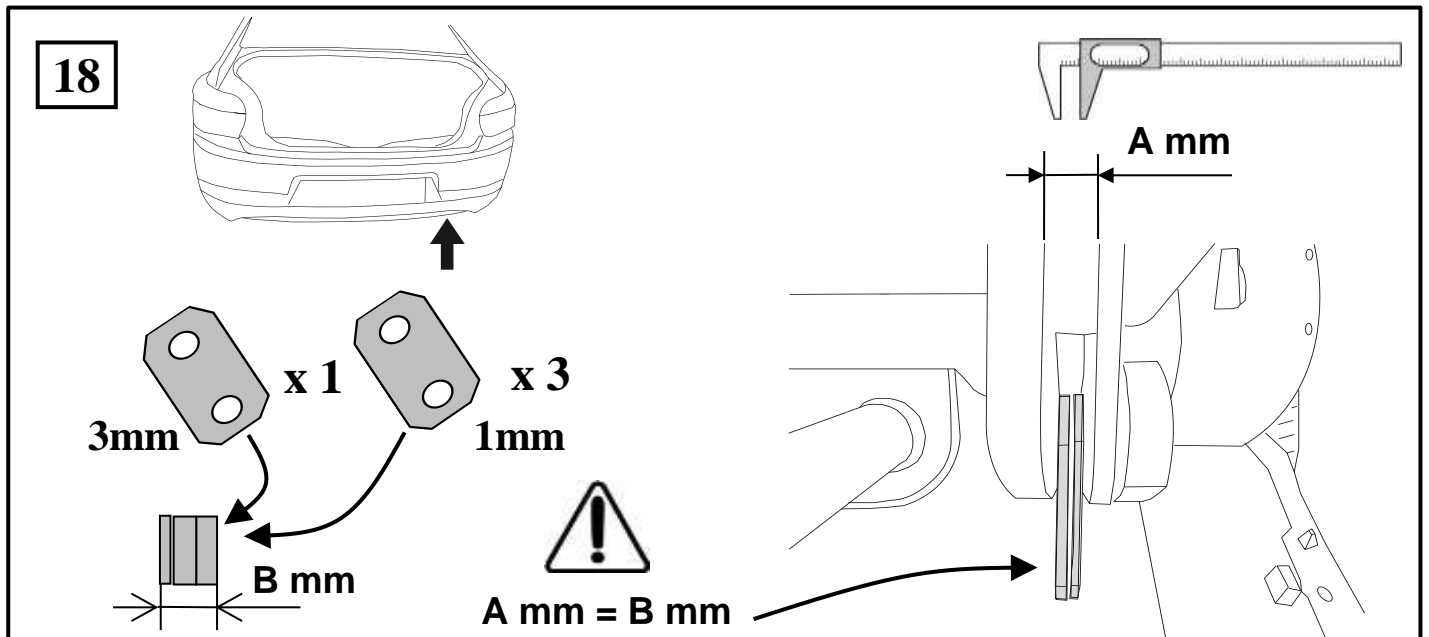
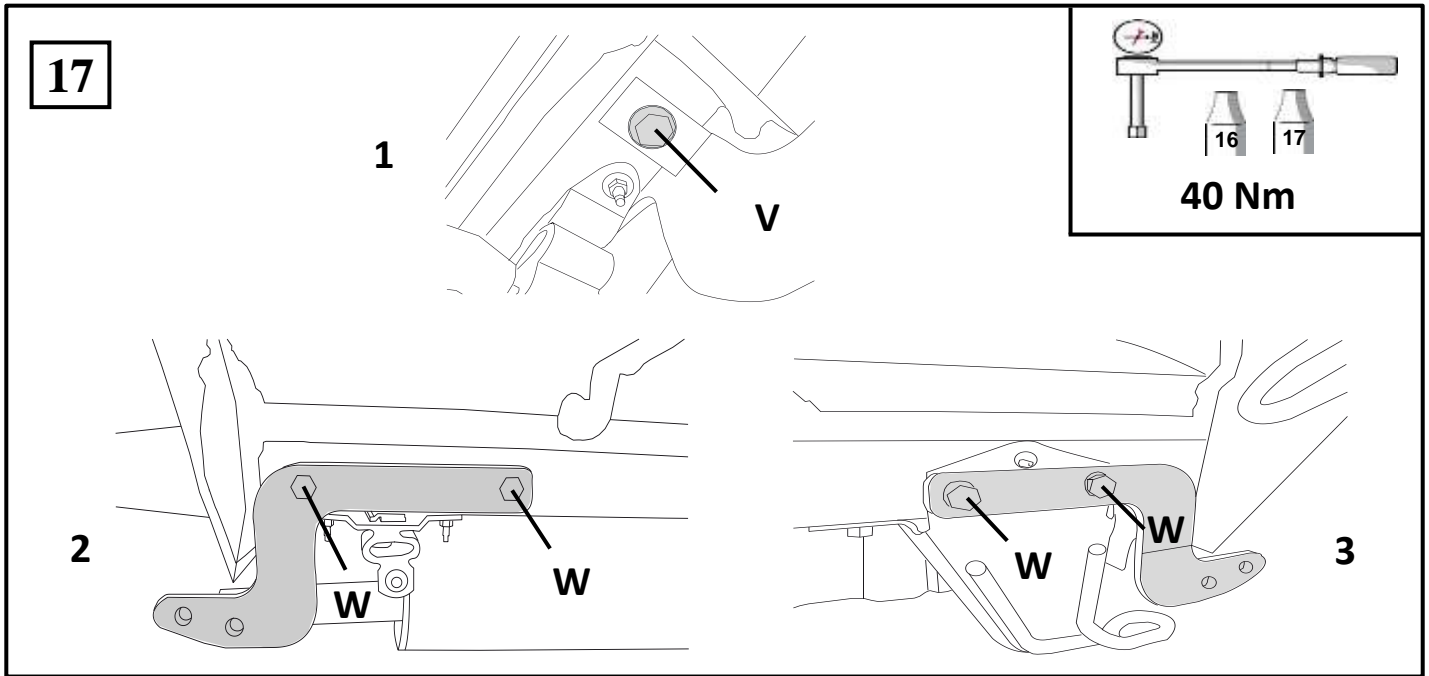


15

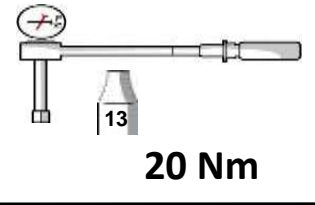
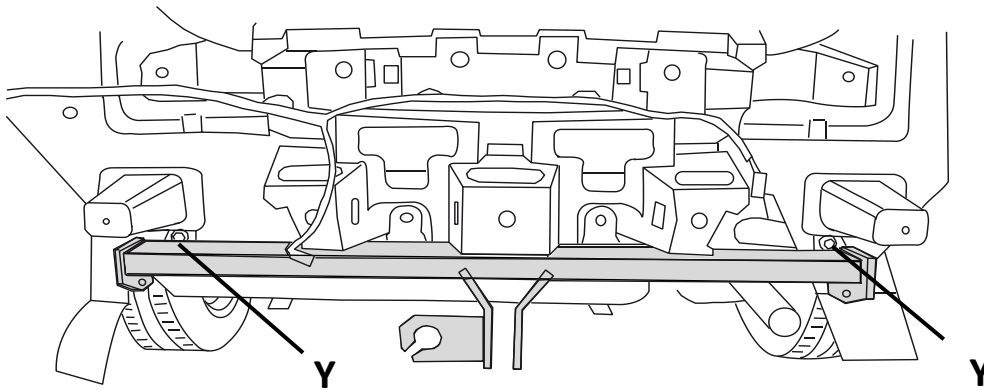


16





20

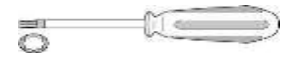

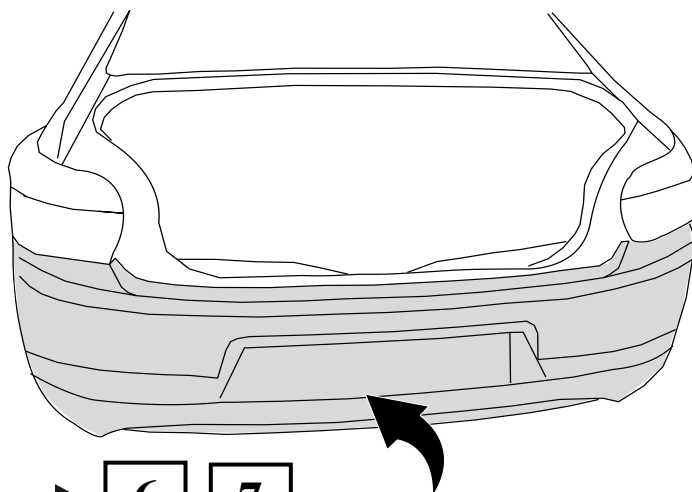


21



6

7

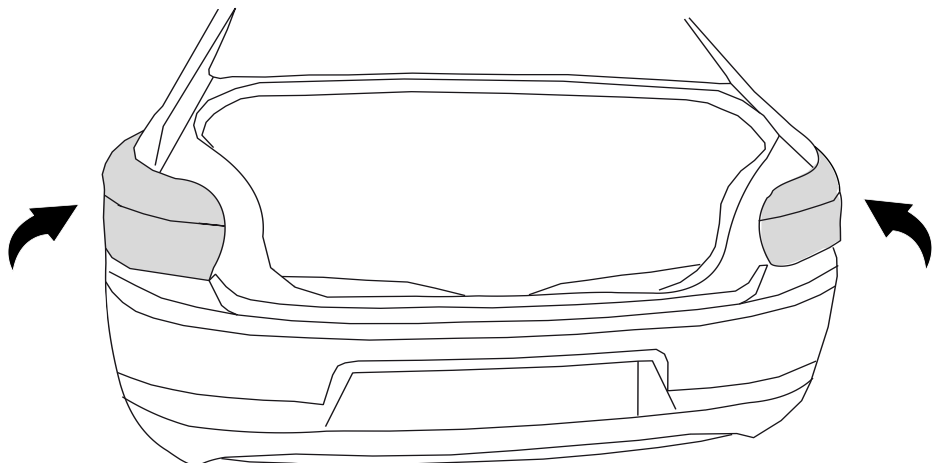
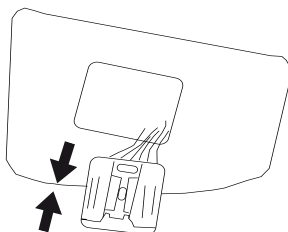
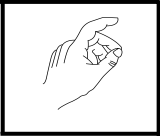


T20

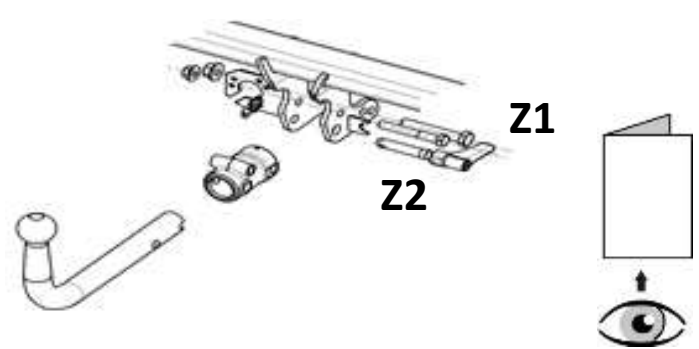
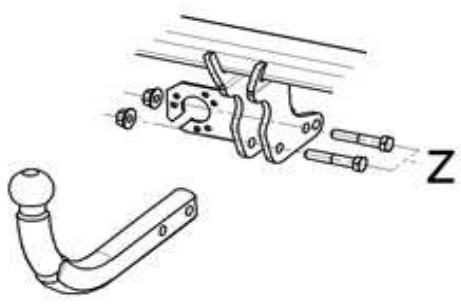


10

22



23

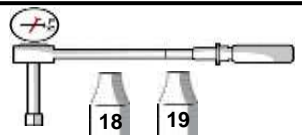


M12 : 95 Nm

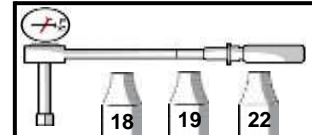
M14 : 120 Nm



18 - 19



18 19



18 19 22



18 - 19 - 22

Dispositivo di traino tipo : **M3 / M4**
Per autoveicolo : **Peugeot 301 Citroen C Elysee RDSO / CDC**
Tipo funzionale : **DD****/***

Classe e tipo di attacco : **A50-X**
Omologazione : **e24*55R*01*0282 (9627.EE) - e24*55R*01*0283 (9627.EF)**
Valore D : **6,41 kN**
Carico verticale max. S : **55 kg**

Larghezza rimorchiabile per Caravan e T.A.T.S. : 2,55m vedere CARTA di CIRCOLAZIONE VEICOLO (motrice) + 70cm = ...arrotondare ai 5cm superiore (vedi D.M.28/05/85)

Massa rimorchiabile : vedi carta di circolazione dell'autoveicolo

Per verificare l'idoneità del dispositivo di traino omologato a norma CEE R55, all'installazione sulla vettura su cui si intende procedere al montaggio, compilare la seguente formula (se necessario declassare la massa rimorchiabile) :

$$D = \frac{T \times C}{T + C} \times 0,00981 < 6,41 \text{ kN}$$

dove : T = Massa Complessiva Max. della motrice (in kg)
C = Massa Rimorchiabile Max. della motrice (in kg)

DA COMPILARE PER IL COLLAUDO

DICHIARAZIONE DI CORRETTO MONTAGGIO : la sottoscritta Ditta dichiara di aver montato in maniera corretta ed in conformità alle prescrizioni sia del costruttore del veicolo che del costruttore del dispositivo stesso il seguente dispositivo di attacco meccanico :

tipo :
Il dispositivo di attacco sopra indicato è stato installato su autoveicolo
modello :
targa :
Data :

TIMBRO e FIRMA

Si dichiara inoltre di aver informato l'utente del veicolo sull'USO e MANUTENZIONE del dispositivo stesso.

ECE TYPE-APPROVAL CERTIFICATE

Communication concerning the approval granted/extended/refused/
withdrawn/production definitely discontinued of a type of mechanical
coupling device or component pursuant
to Regulation No.55.



Approval No: **E24 55R-010282**

Extension No: **N/A.**

Reason for extension:

N/A.

- | | |
|--|--|
| 1. Trade name or mark of the device or component: | SIARR / Westfalia / Monoflex |
| 2. Manufacturer's name for the type of device or component: | SI165
Non-standard coupling ball 50 |
| 3. Manufacturer's name and address: | S.I.A.R.R. SAS,
F-76810 Luneray,
France. |
| 4. If applicable, name and address of the manufacturer's representative: | N/A. |
| 5. Alternative supplier's names or trade marks applied to the device or component: | N/A. |
| 6. Name and address of the company or body taking responsibility for the conformity of production: | See 3. above |
| 7. Submitted for approval on: | 05.10.2010-14.06.2010 (Static)
Week 24/2011 (Dynamic) |
| 8. Technical service responsible for conducting approval tests: | TYV S&D Automotive GmbH,
Westendstraße 199,
D-80686 München,
Germany. |

Approval No: **E24 55R-010282**

Extension No: **N/A.**

- | | | | | | | | | | | | |
|---|---|----|----------------|-----|----------|----|-------------|----|----------|----|----------|
| 9. Brief description: | | | | | | | | | | | |
| 9.1. Type and class of device or component: | Class: A50-X
Type: SI165
(non-standard coupling ball 50) | | | | | | | | | | |
| 9.2. Characteristic values: | | | | | | | | | | | |
| 9.2.1. Primary values: | <table border="0"> <tr><td>D:</td><td>6,41 kN</td></tr> <tr><td>De:</td><td>-</td></tr> <tr><td>S:</td><td>55kg</td></tr> <tr><td>U:</td><td>-</td></tr> <tr><td>V:</td><td>-</td></tr> </table> | D: | 6,41 kN | De: | - | S: | 55kg | U: | - | V: | - |
| D: | 6,41 kN | | | | | | | | | | |
| De: | - | | | | | | | | | | |
| S: | 55kg | | | | | | | | | | |
| U: | - | | | | | | | | | | |
| V: | - | | | | | | | | | | |
| Alternative values: | <table border="0"> <tr><td>D:</td><td>6,41 kN</td></tr> <tr><td>De:</td><td>-</td></tr> <tr><td>S:</td><td>55kg</td></tr> <tr><td>U:</td><td>-</td></tr> <tr><td>V:</td><td>-</td></tr> </table> | D: | 6,41 kN | De: | - | S: | 55kg | U: | - | V: | - |
| D: | 6,41 kN | | | | | | | | | | |
| De: | - | | | | | | | | | | |
| S: | 55kg | | | | | | | | | | |
| U: | - | | | | | | | | | | |
| V: | - | | | | | | | | | | |
| 9.3. For Class A mechanical coupling devices or components, including towing brackets: | <p>Vehicle manufacturer's maximum permissible vehicle mass: 1550kg
 Distribution of maximum permissible vehicle mass between the axles:
 Front: 820kg
 Rear: 730kg
 1010kg</p> <p>Vehicle manufacturer's maximum permissible towable trailer mass:
 Vehicle manufacturer's maximum permissible static mass as coupling ball: 53kg
 Minimum mass of vehicle, with bodywork, in running order, including coolant, oil, fuel, tools and spare wheel (if supplied) but not including driver: 1165
 Loading condition under which the tow ball height of a mechanical coupling device fitted to category M1 vehicles is to be measured – see paragraph 2 of annex 7, appendix 1: Dimension given by the vehicle manufacturer.</p> | | | | | | | | | | |
| 9.4. For class B coupling heads, is the coupling head intended to be fitted to an unbraked CV trailer: (Yes/No): | N/A | | | | | | | | | | |
| 10. Instructions for the attachment of the coupling device or component type to the vehicle and photographs or drawings of the mounting points given by the manufacturer: | See manufacturer's documentation. | | | | | | | | | | |

CT-11-04 Rev 1

49.491.2013.38
Page 1 of 3

NSAI, 1 Shelburne, Northwood, Sandy, Dublin 9, Ireland. Telephone: (+353-1) 807 3800, Facsimile: 01-807 3844

CT-11-04 Rev 1

49.491.2013.38
Page 2 of 3

NSAI, 1 Shelburne, Northwood, Sandy, Dublin 9, Ireland. Telephone: (+353-1) 807 3800, Facsimile: 01-807 3844

Approval No: **E24 55R-010282**

Extension No: **N/A.**

- | | |
|--|--|
| 11. Information on the fitting of any special reinforcing brackets or plates or spacing components necessary for the attachment of the coupling device or component: | N/A. |
| 12. Additional information where the use of coupling device or component is restricted to special types of vehicles - see annex 2, paragraph 3.4: | N/A. |
| 13. For Class K hook type couplings, details of the drawbar eyes suitable for use with the particular hook type: | N/A |
| 14. Date of test report: | 01.07.2012 |
| 15. Number of test report: | 12-00399-CX-GBM |
| 16. Approval mark position: | Manufacturer's plate on socket plate, riveted. |
| 17. Reason(s) for extension of approval: | N/A |
| 18. Approval granted/extended/refused/withdrawn: | Granted |
| 19. Place: | Dublin |
| 20. Date: | 25th July, 2012. |
| 21. Signature: | 
 |
| 22. The list of documents deposited with the Administration Service which has granted approval is annexed to this communication and may be obtained on request. | |

CT-11-04 Rev 1

49.491.2013.38
Page 3 of 3

NSAI, 1 Shelburne, Northwood, Sandy, Dublin 9, Ireland. Telephone: (+353-1) 807 3800, Facsimile: 01-807 3844

9. Brief description

9.1 Type and class of device or component:

Class: **A59-X**
Type: **81166**
(non-standard coupling ball 50)

9.2 Characteristic values

9.2.1 Primary value

D: **6,41 kN**
Dc: **—**
S: **55kg**
U: **—**
V: **—**

Alternative value:

D: **6,41 kN**
Dc: **—**
S: **55kg**
U: **—**
V: **—**

9.3 For Class A mechanical coupling devices or components, including towing brackets:

Vehicle manufacturer's maximum permissible vehicle mass:
Distribution of maximum permissible vehicle mass between the axles:
Vehicle manufacturer's maximum permissible towable trailer mass:
Vehicle manufacturer's maximum permissible static mass on coupling ball:
Maximum mass of vehicle, with bodywork, in running order, including coolant, oils, fuel, tools and spare wheel (if applicable) not including driver:
Loading condition under which the tow ball height of a mechanical coupling device fitted to category M1 vehicles is to be measured – see paragraph 2 of annex 7, appendix 1.

3599kg
Front: 220kg
Rear: 739kg
1010kg
55kg
1165
Dimensions given by the vehicle manufacturer.

9.4 For class B coupling heads, is the coupling head intended to be fitted to an unbraked O1 trailer? (Y/N/No)

N/A

10. Instructions for the attachment of the coupling device or component type to the vehicle and photographs or drawings of the mounting points given by the manufacturer:

See manufacturer's documentation.

ECE TYPE-APPROVAL CERTIFICATE

Communication concerning the approval granted/~~extended/refused/withdrawn~~/production/~~definitely discontinued~~ of a type of mechanical coupling device or component pursuant to Regulation No 55.

E24

Reason for extension:

N/A

- Trade name or mark of the device or component: **SEARR / Woyfaller / Monoflex**
- Manufacturer's name for the type of device or component: **SEISS**
Non-standard coupling ball 50
- Manufacturer's name and address: **S.J.A.R.R. SAS,**
F-78810 Laveroy,
France.
- If applicable, name and address of the manufacturer representative: **N/A**
- Alternative supplier's names or trade marks applied to the device or component: **N/A**
- Name and address of the company or body taking responsibility for the conformity of production: **See 3. above**
- Submitted for approval on: **03.10.2010-14.06.2010 (Static)**
Week 2/2011 (Dynamic)
- Technical service responsible for conducting approval tests: **TDV SED Automobilie GmbH,**
Westendstraße 199,
D-88664 München,
Germany.

- Information on the fitting of any special reinforcing brackets or plates or spacing components necessary for the attachment of the coupling device or component: **N/A**
- Additional information where the use of coupling device or component is restricted to special types of vehicles - see annex 5, paragraph 3.4: **N/A**
- For Class K hook type couplings, details of the drawbar eyes suitable for use with the particular hook type: **N/A**

- Date of test report: **03.07.2012**
- Number of test report: **12-00600-CX-GBM**
- Approval mark position: **Manufacturer's plate on socket plate, riveted.**
- Reason(s) for extension of approval: **N/A**
- Approval granted/extended/refused/withdrawn: **Granted**
- Place: **Dublin**
- Date: **27th July, 2012.**
- Signature: 



22. The list of documents deposited with the Administration Service which has granted approval is annexed to this communication and may be obtained on request.