

MOPAR®

NOT 4311

# 5008


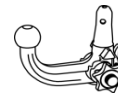
## P87

16 134 591 80

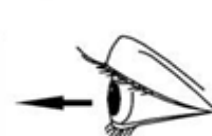


98 100 775 80

16 878 999 80



V;R;S Kg ?



9,89 kN

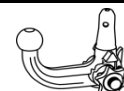
TYPE :



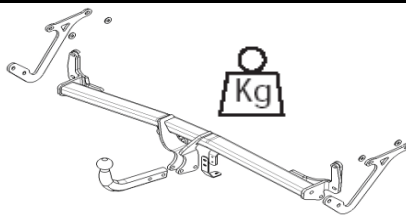
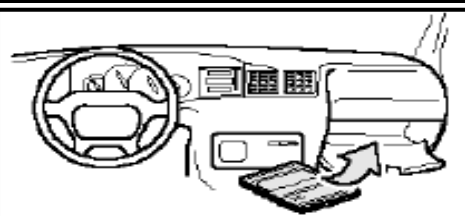
$$\frac{V \times R}{V + R} \times 0,00981 \leq D \text{ (kN)}$$



e24\*55R-010434 (SI 237)



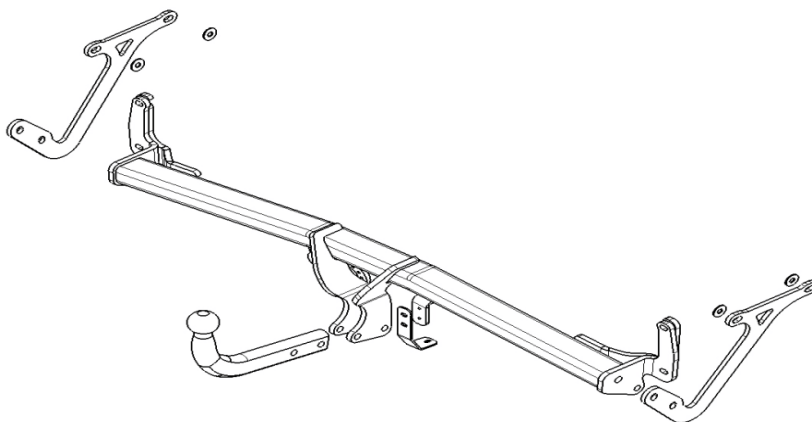
e24\*55R-010443 (SI 247)



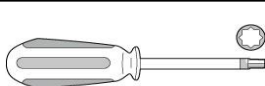

16 134 591 80 : 22 kg

16 878 999 80 : 25 kg

98 100 775 80 : 25 kg



13 - 15 - 19



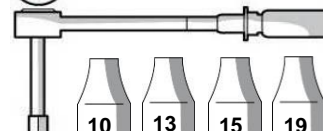
998117



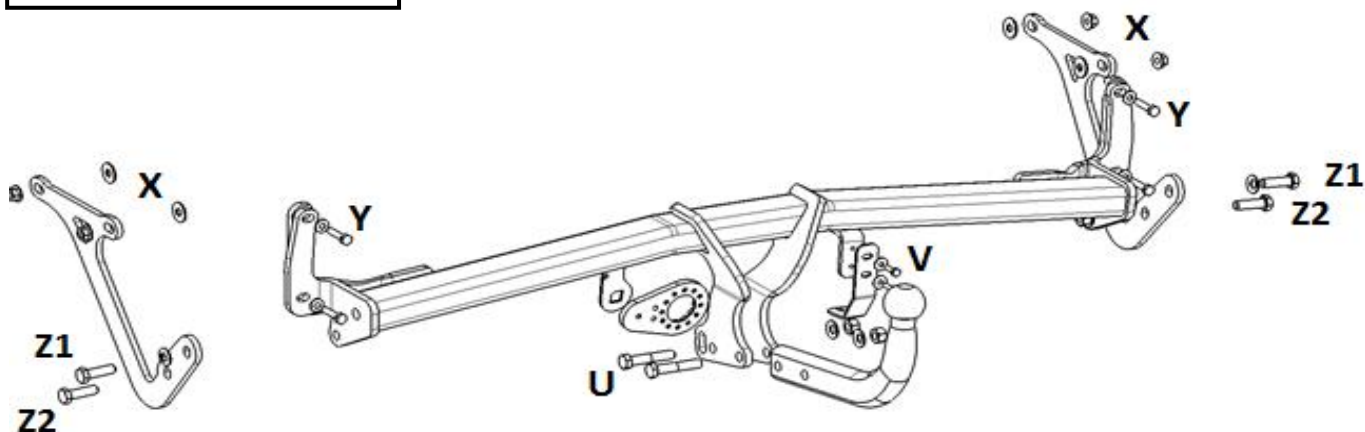
9735.CZ



















9731.60

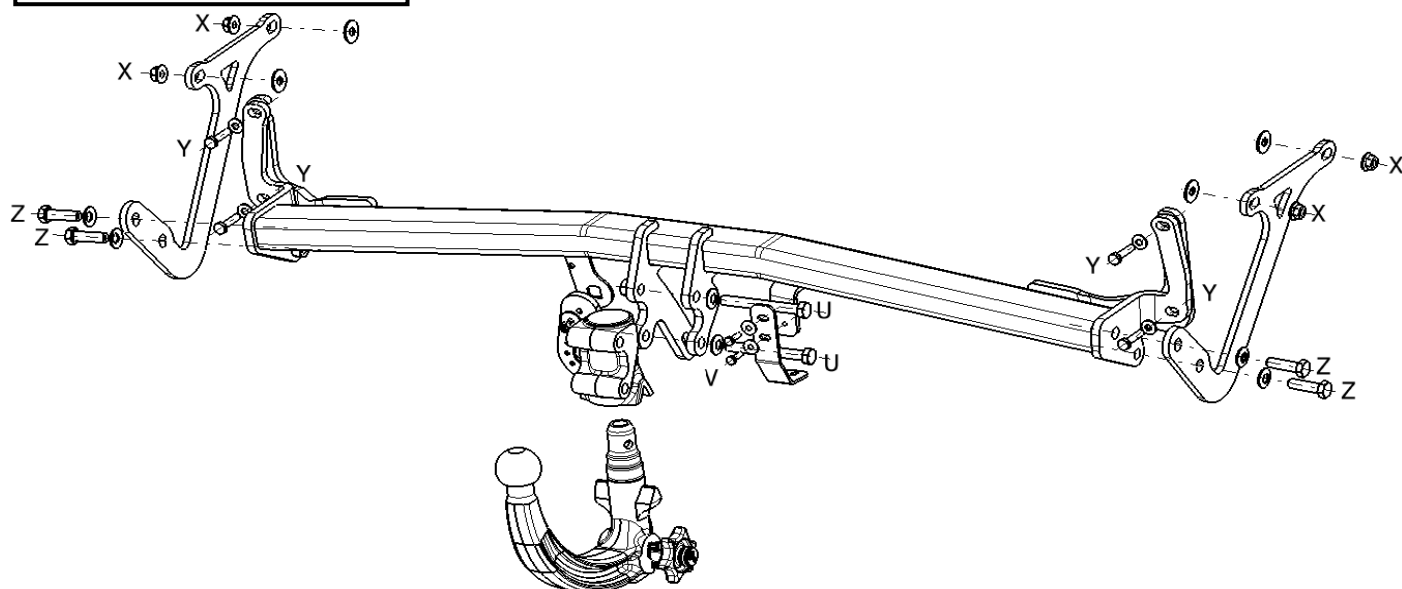














**16 134 591 80**

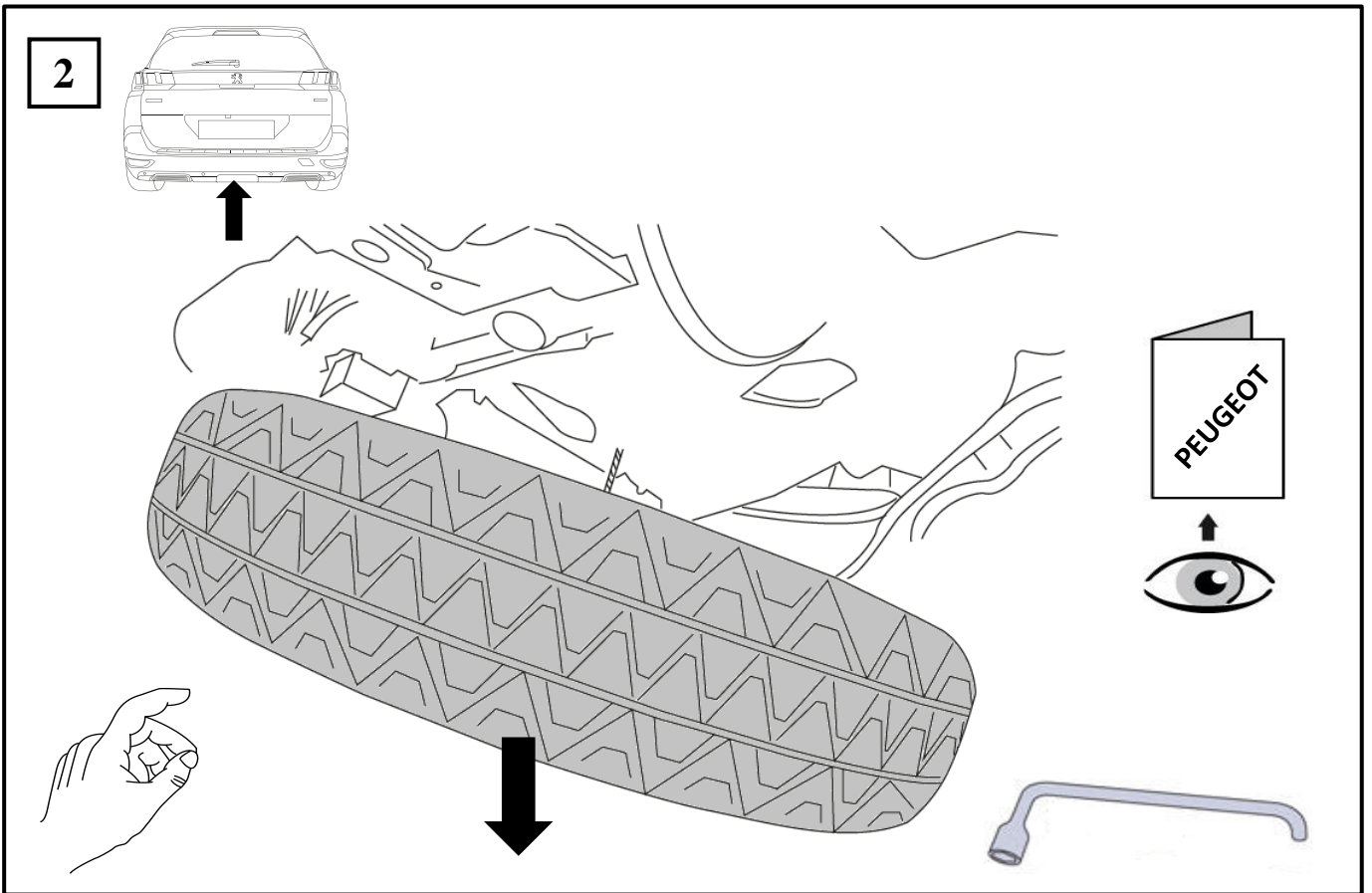
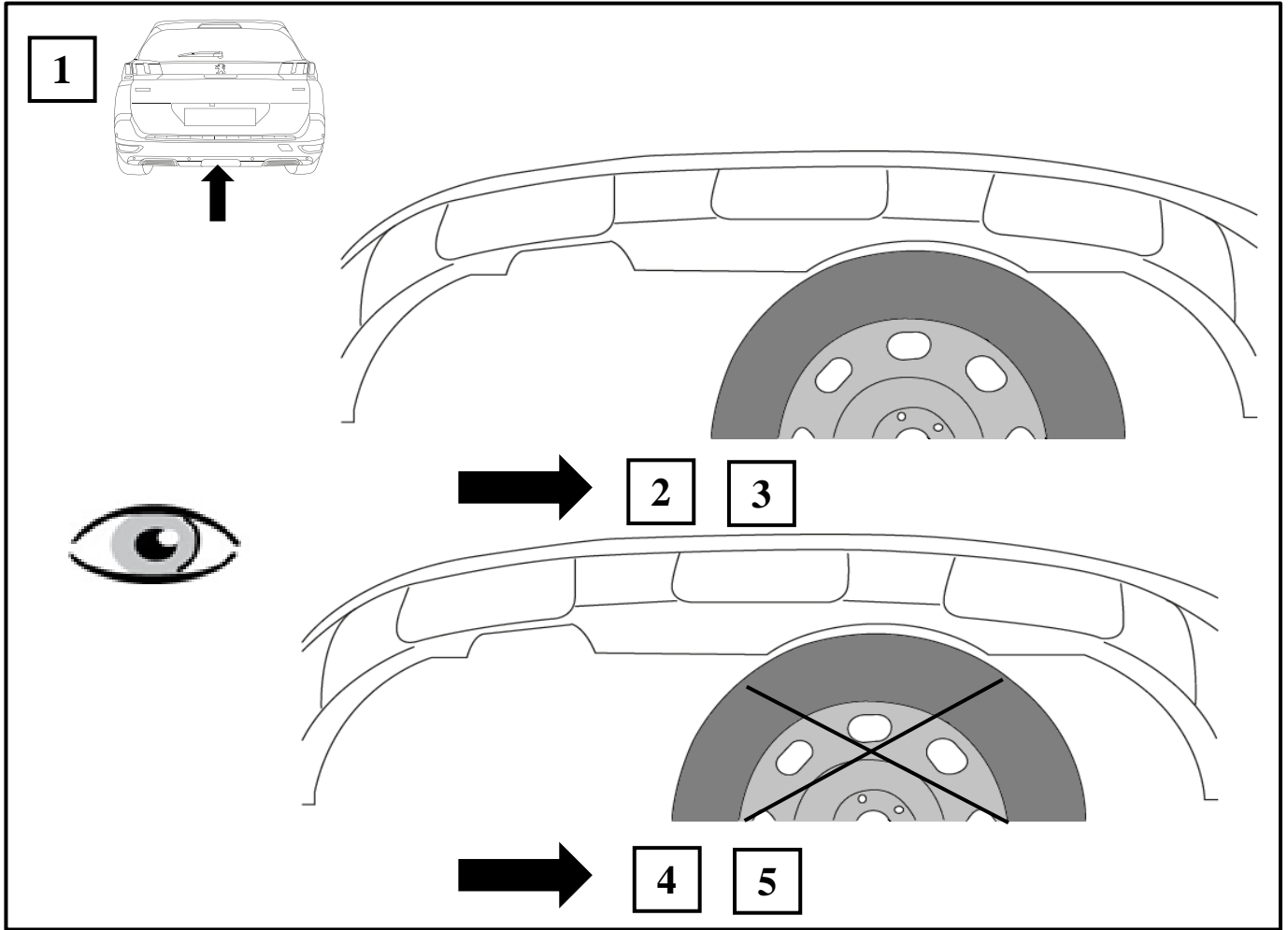


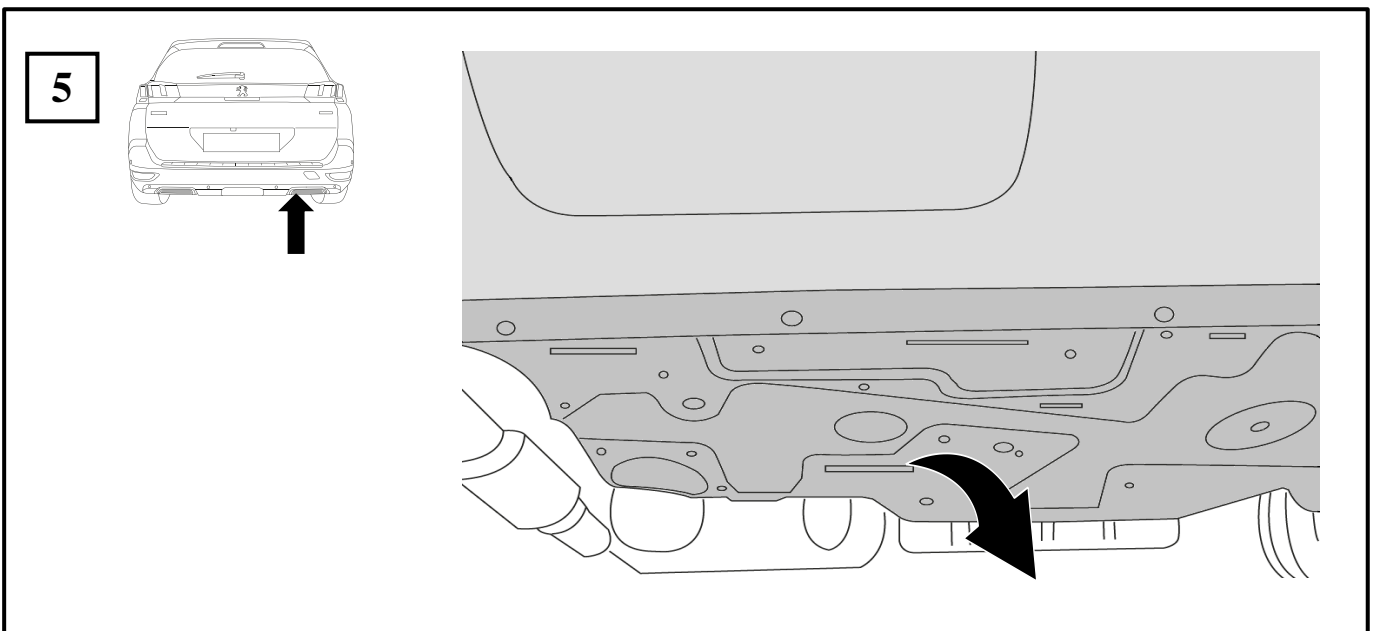
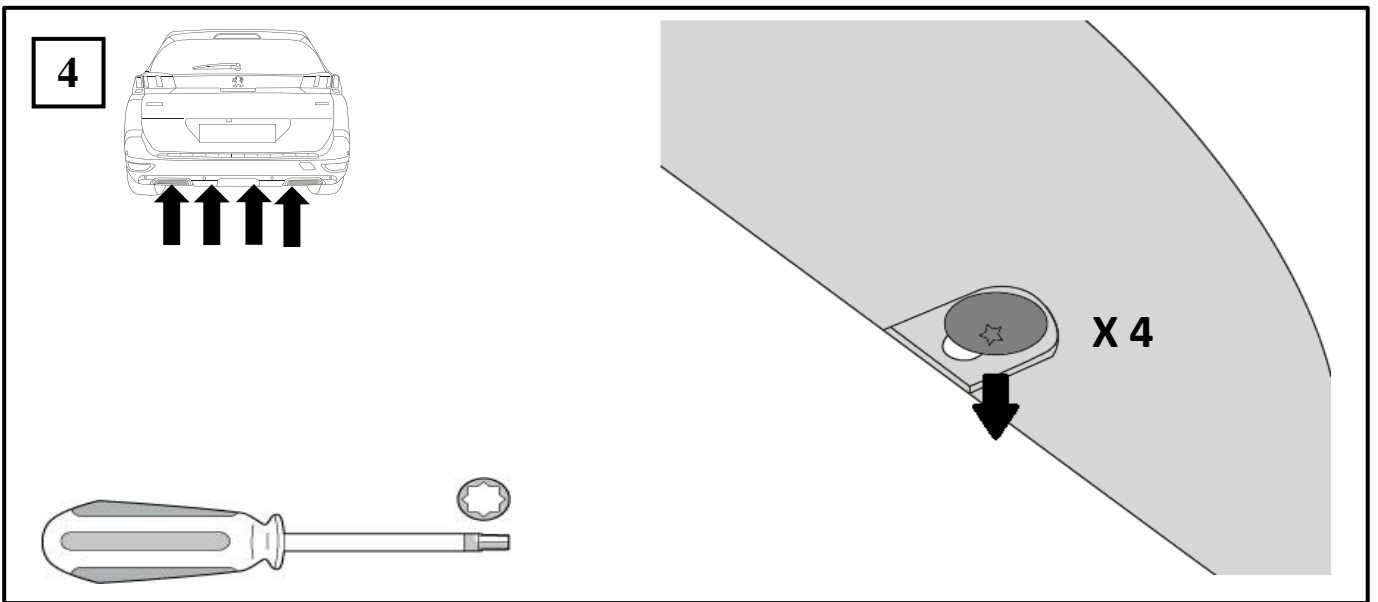
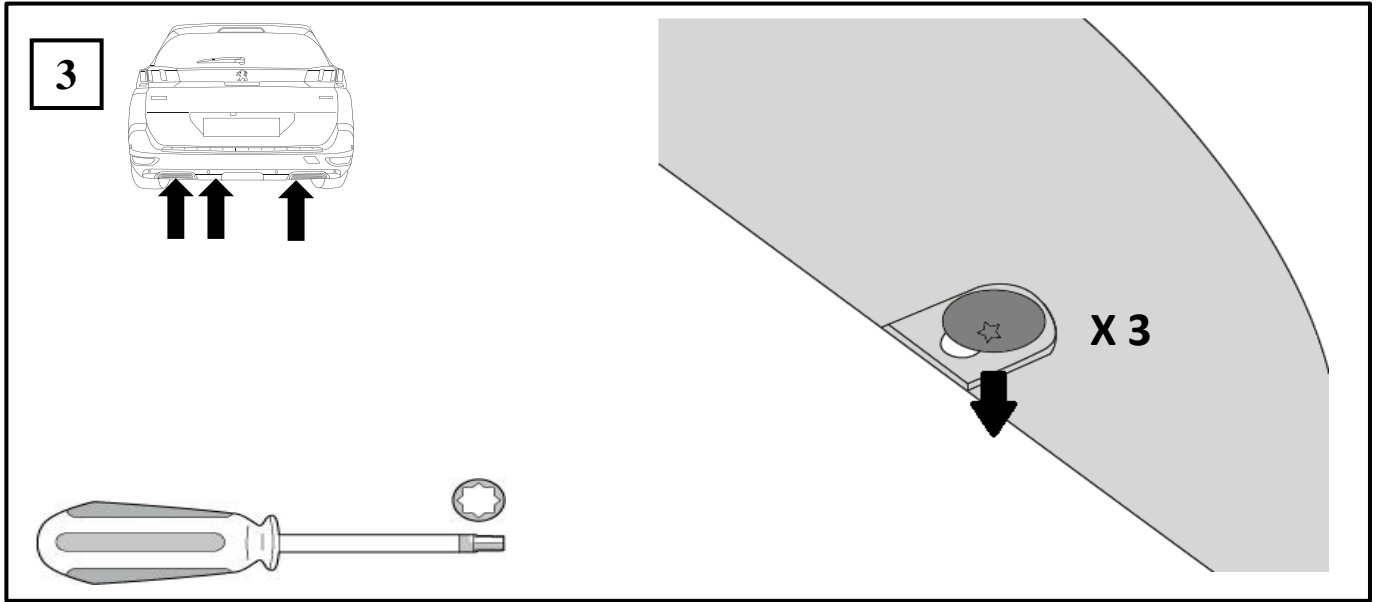
<b>X</b>		M 10 - cl10 - 40 Nm	x 4
		L 10,5 x 27 x 2	x 4
<b>Y</b>		M 8 x 50 - cl 10.9 - 25 Nm	x 4
		CS 8 / 18	x 4
<b>Z1</b>		M 12 x 40 - Cl 10.9 - 110 Nm	x 2
		C 13/29	x 2
<b>Z2</b>		M 12 x 40 - Cl 10.9 - 110 Nm	x 2
		C 13/29	x 2
		M12 Cl10	x 2
<b>U</b>		HM 12 x 65 - Cl 10.9 - 110 Nm	x 2
		M 12 - Cl 10	x 2
		CS 12 / 24	x 2
<b>V</b>		M 6 x 12 - Cl 8.8 - 8 Nm	x 2
		CS 6 / 12	x 2
		Ejot	x 1
		4,5 x 20	x 1

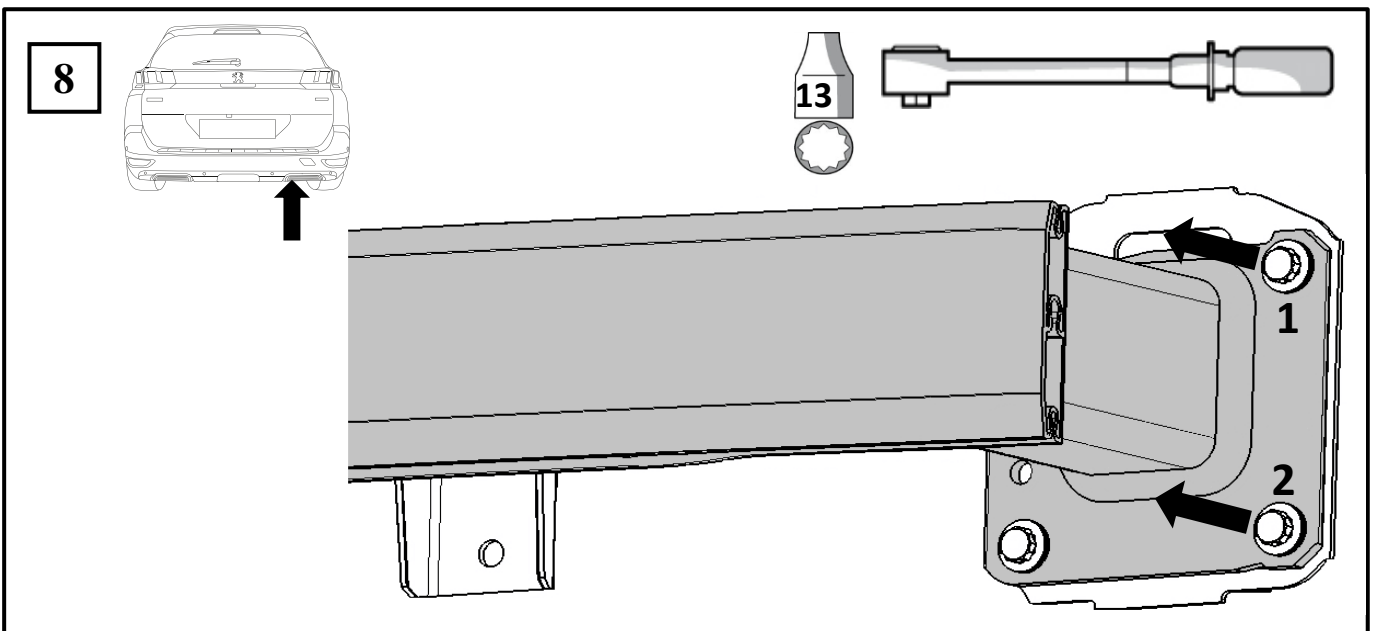
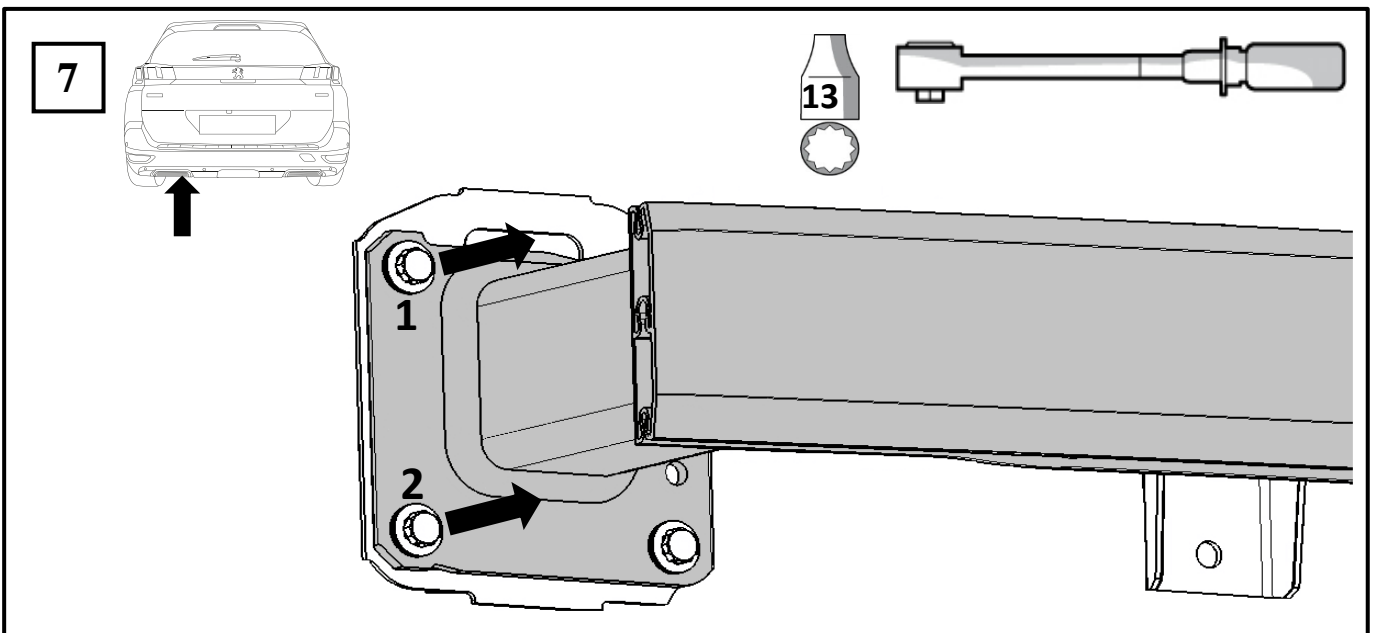
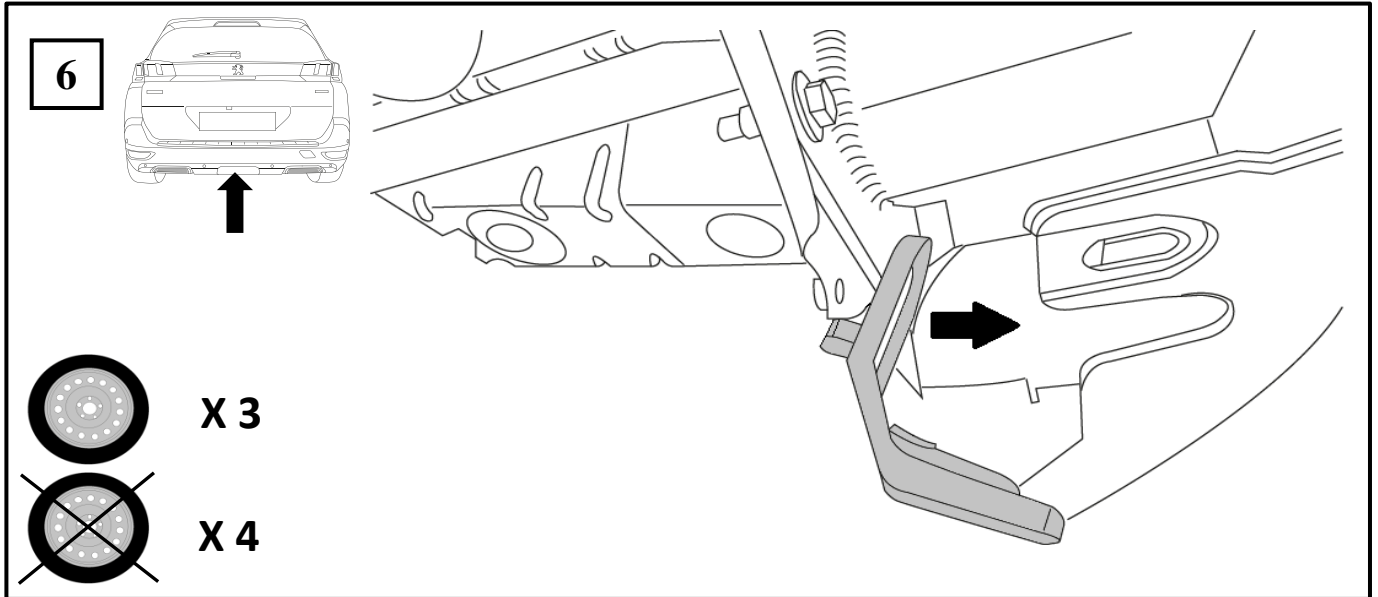
**98 100 775 80**  
**16 878 999 80**

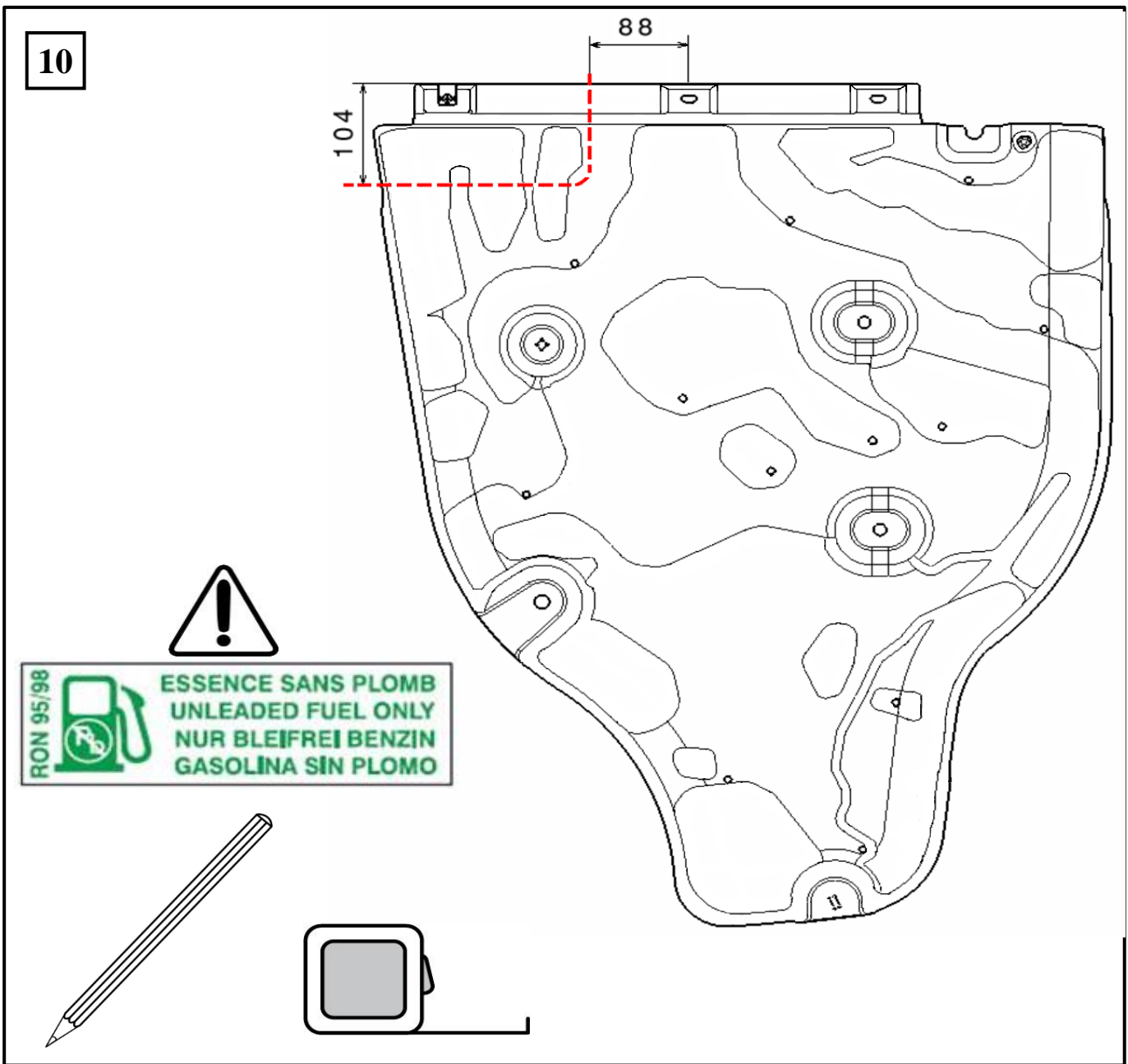
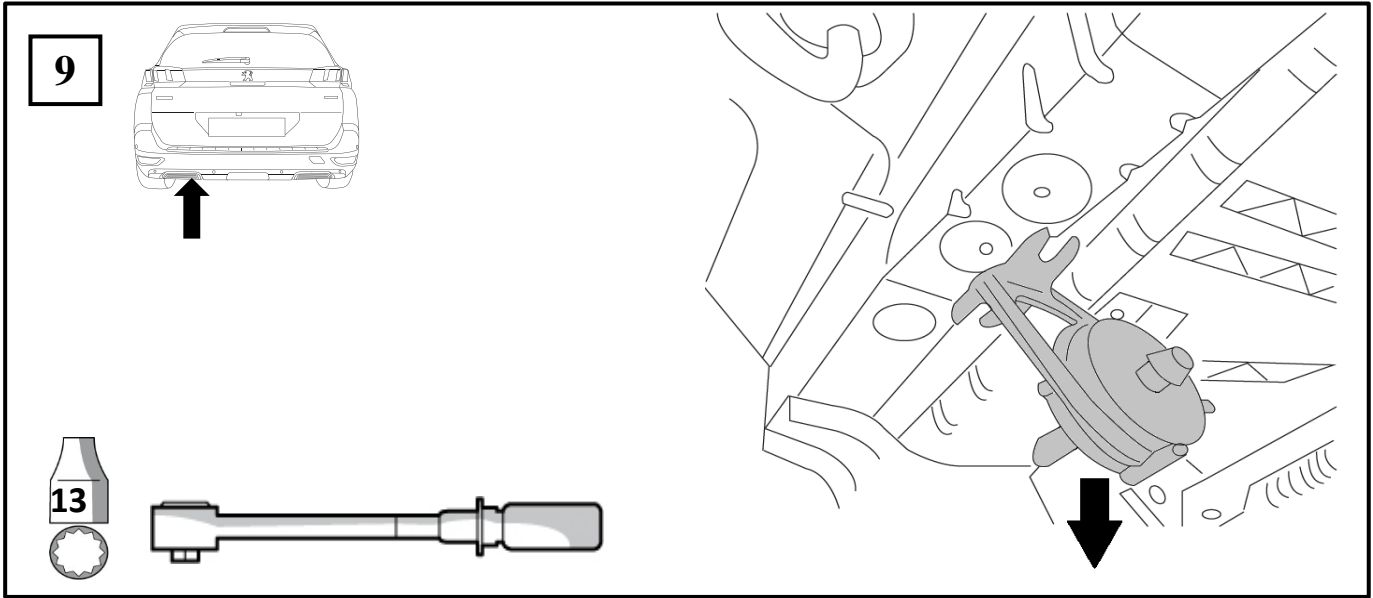


<b>X</b>	 M 10 - cl10 - 40 Nm	x 4
	 L 10,5 x 27 x 2	x 4
<b>Y</b>	 M 8 x 50 - cl 10.9 - 25 Nm	x 4
	 CS 8 / 18	x 4
<b>Z</b>	 M 12 x 40 - Cl 10.9 - 110 Nm	x 4
	 C 13/29	x 4
<b>U</b>	 HM 12 x 110 - Cl 10.9 - 110 Nm	x 2
	 CS 12 / 24	x 2
<b>V</b>	 M 6 x 12 - Cl 8.8 - 8 Nm	x 2
	 CS 6 / 12	x 2
	 Ejot	x 1
	 4,5 x 20	x 1

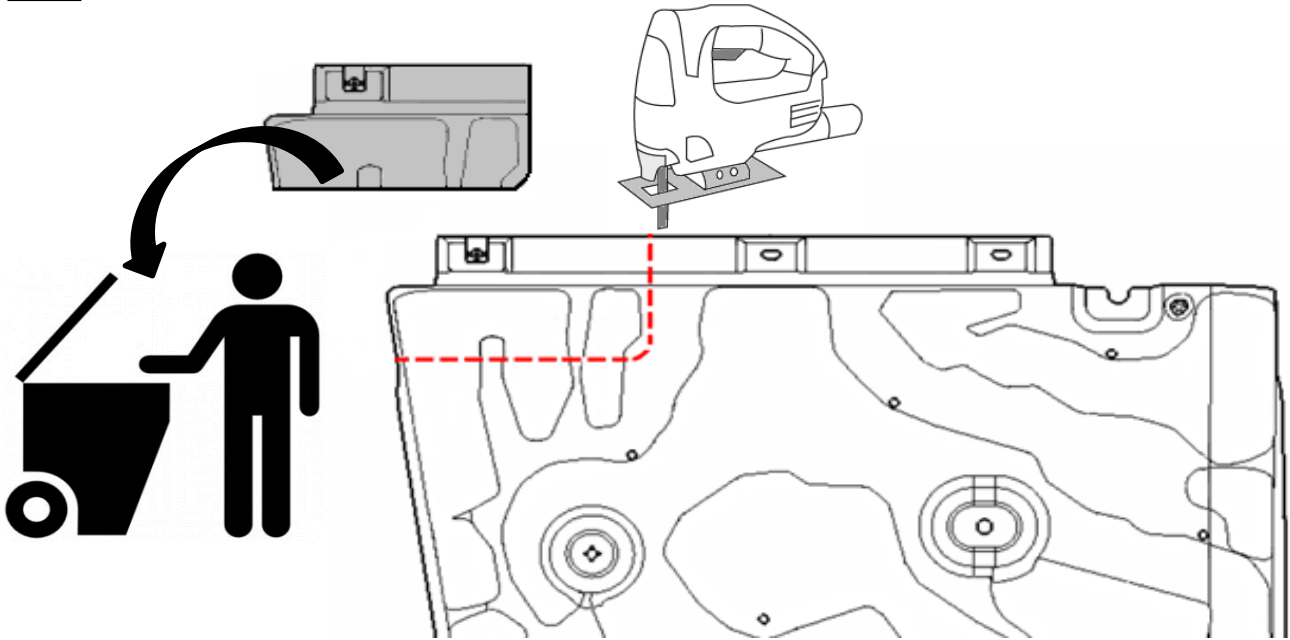




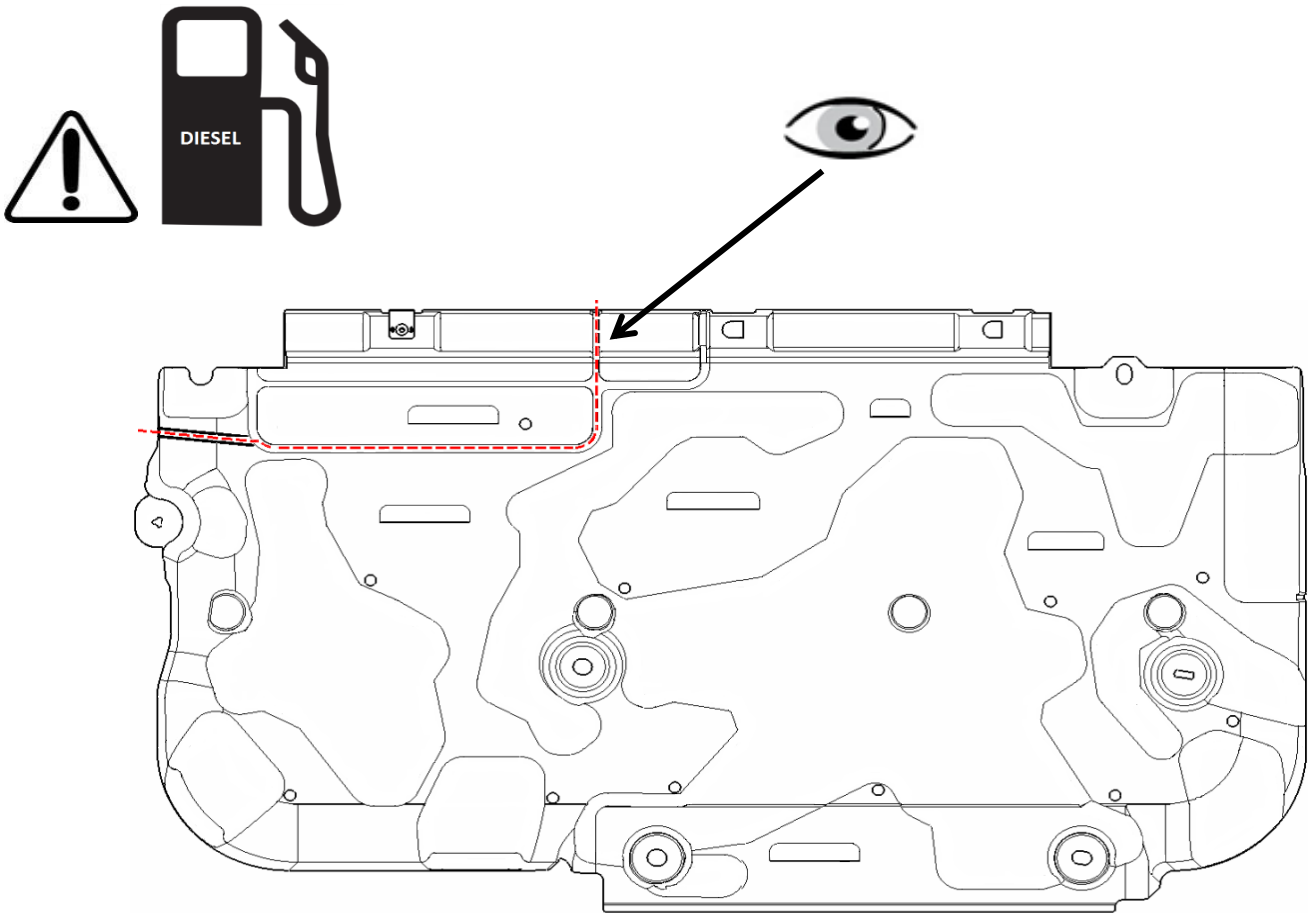




11

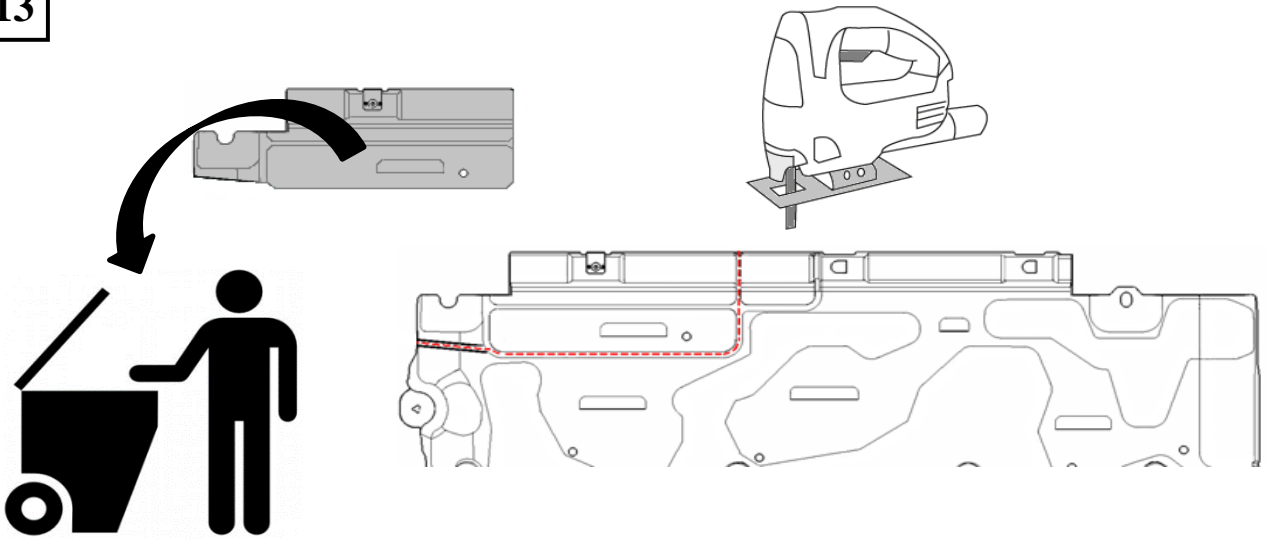


12

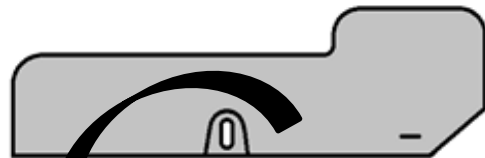
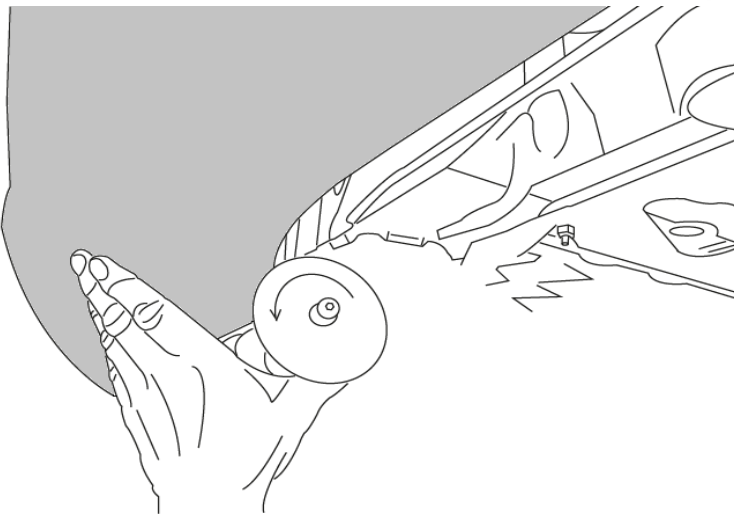
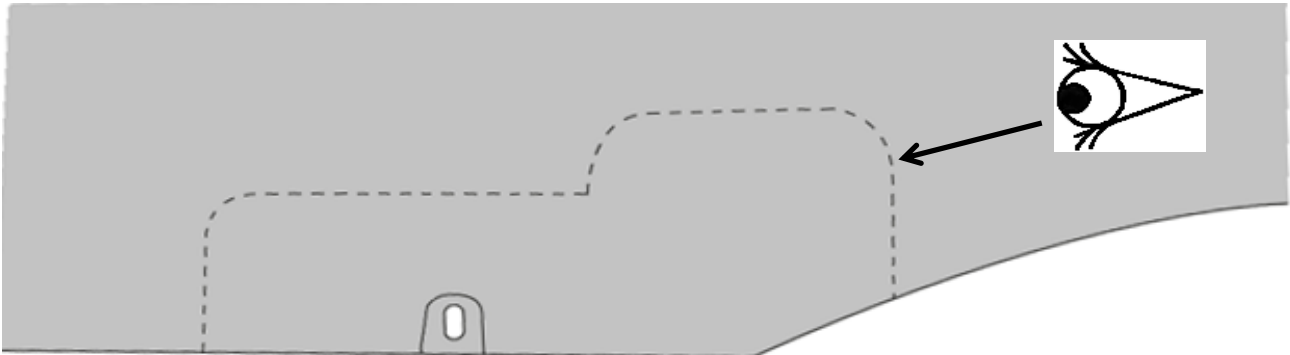
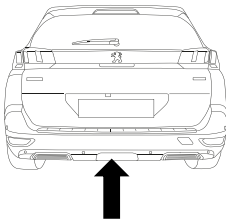




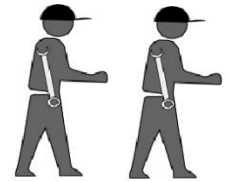
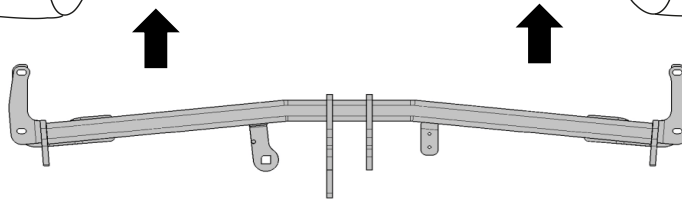

13



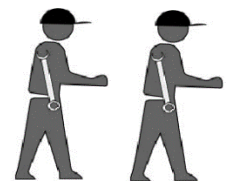
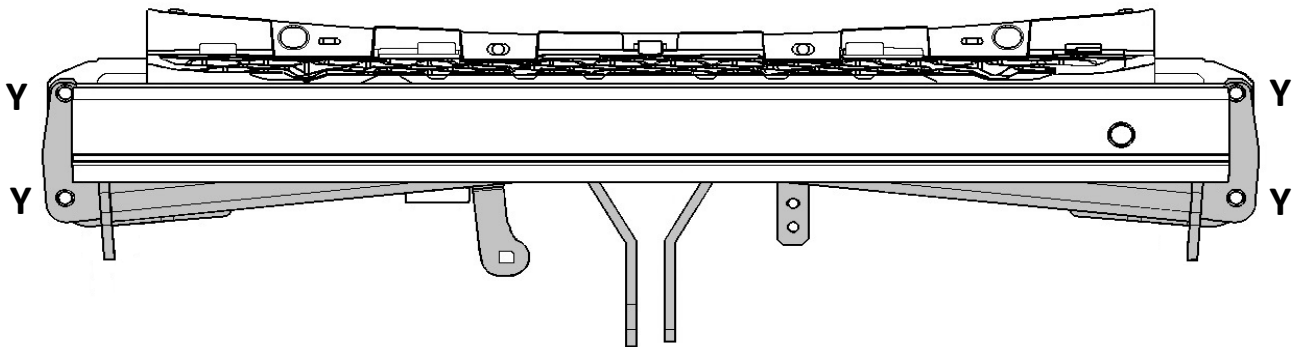
14

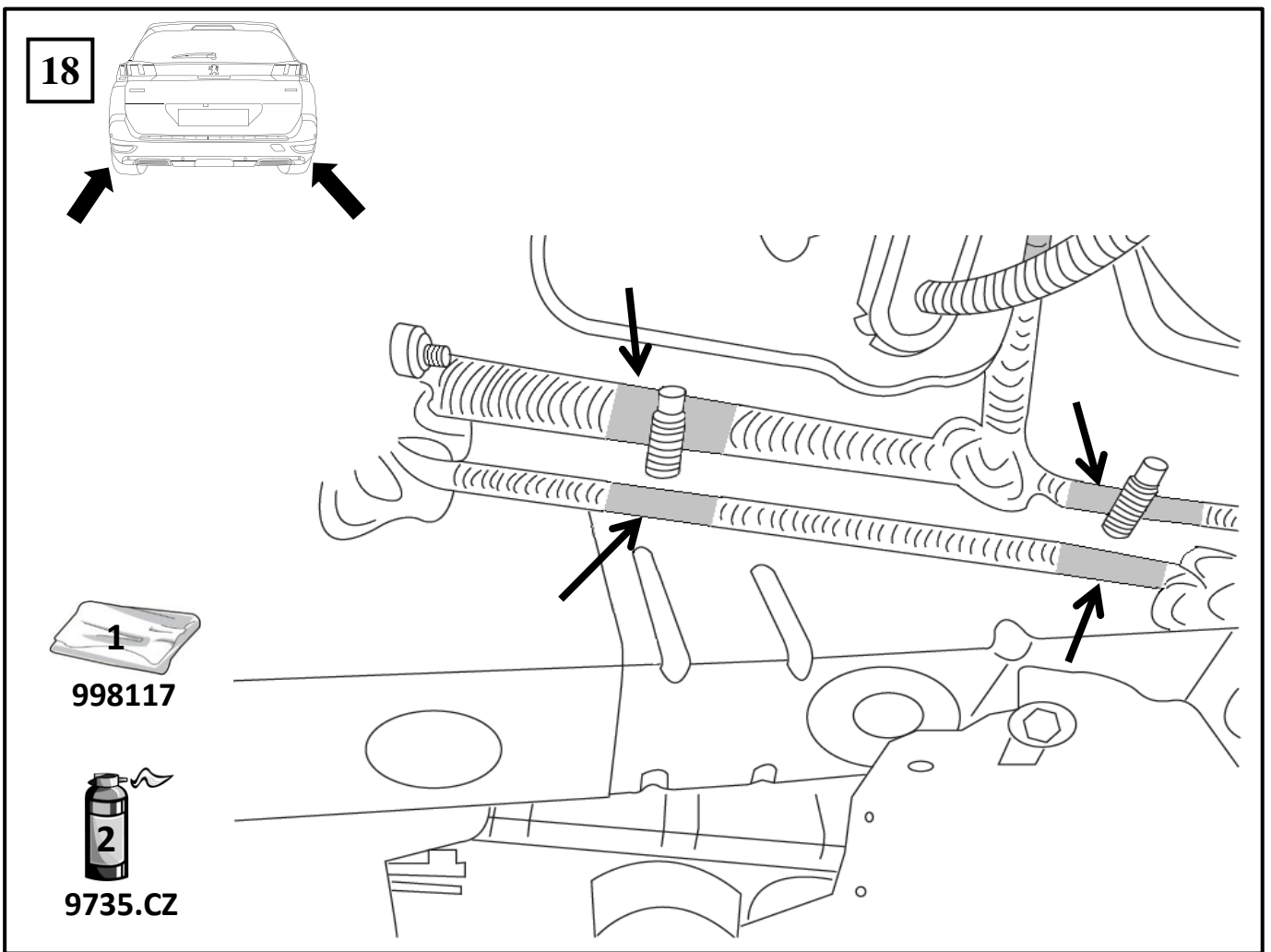
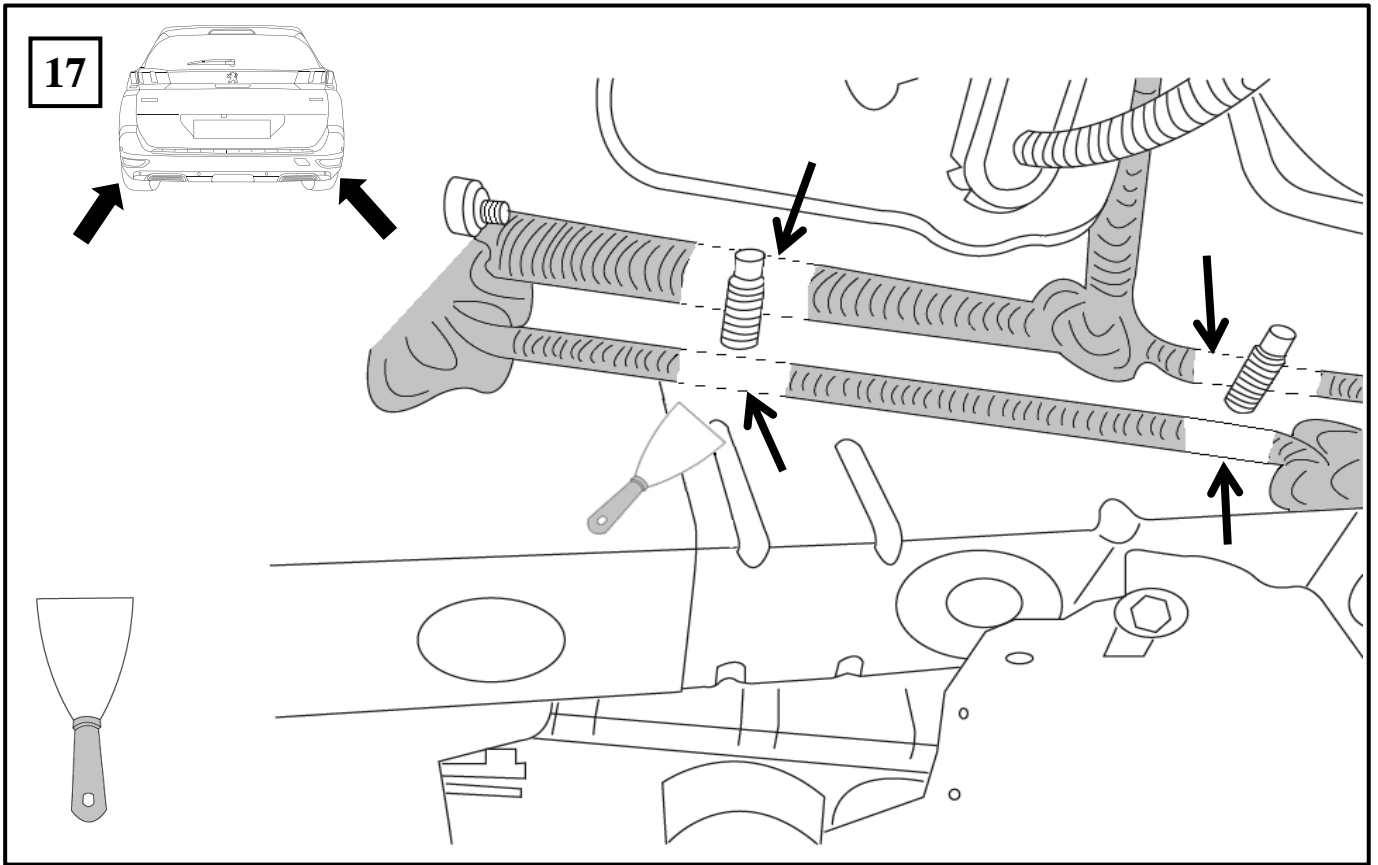


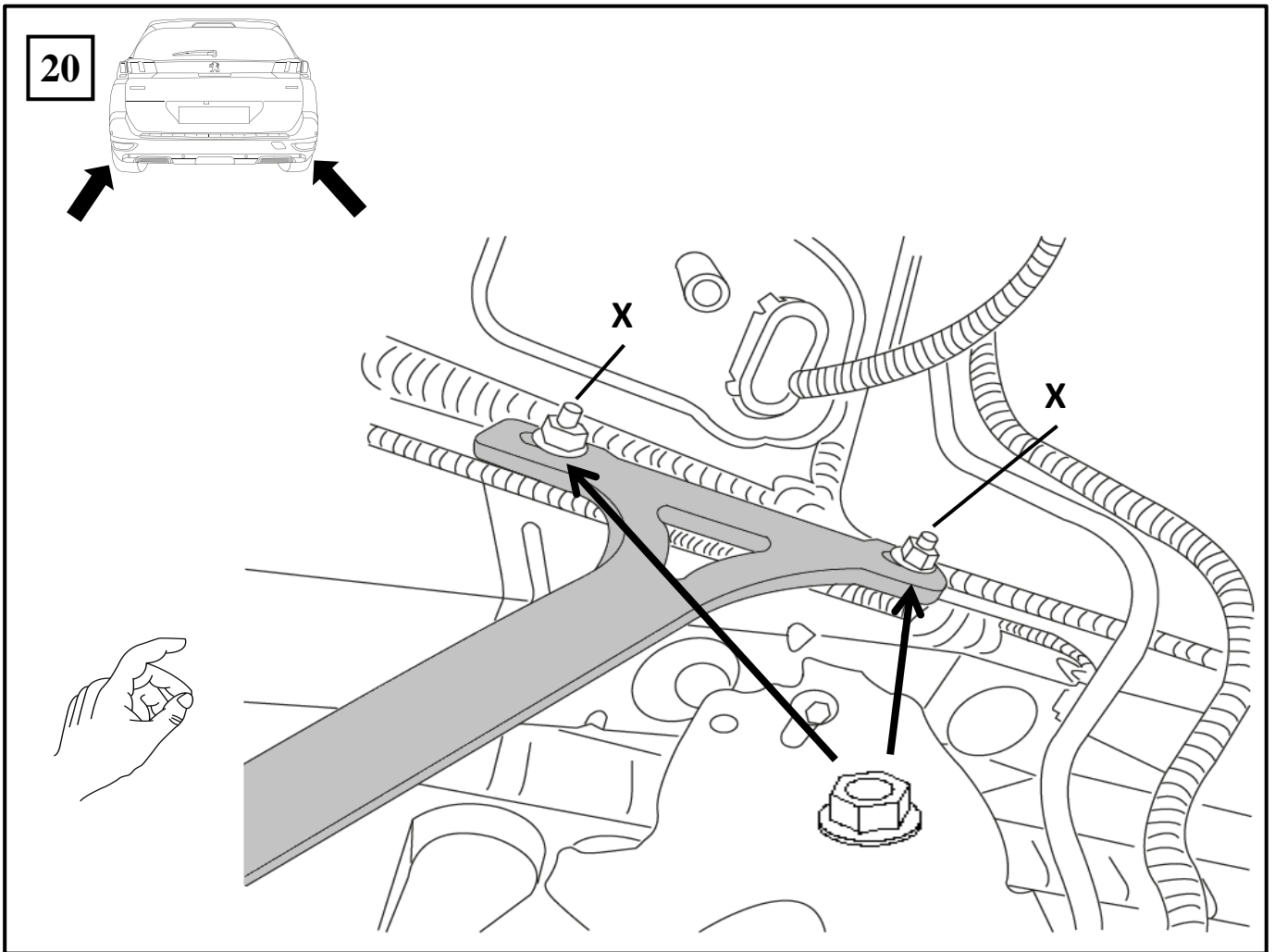
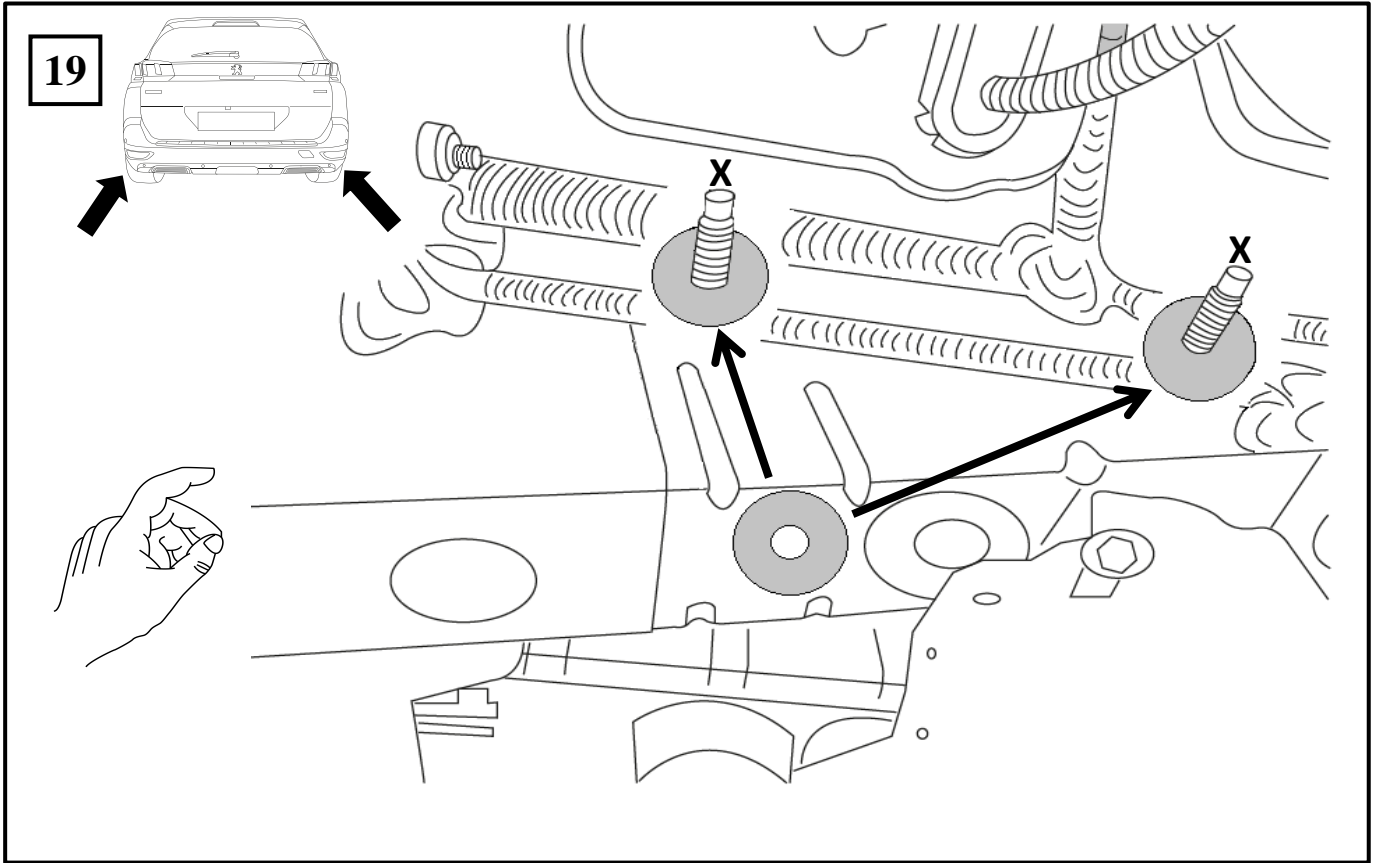
15



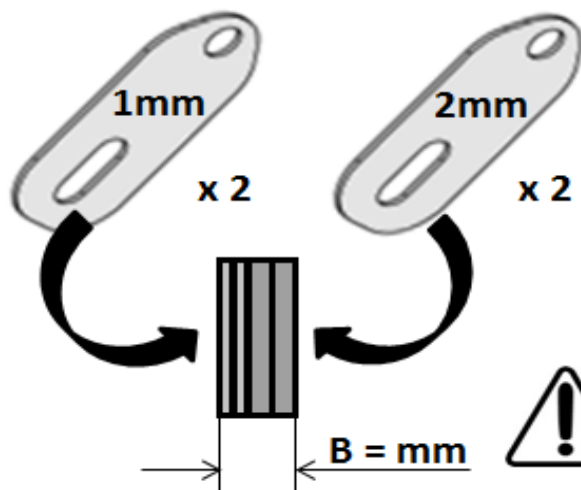
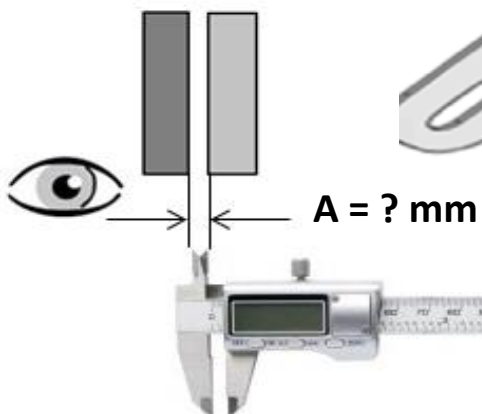
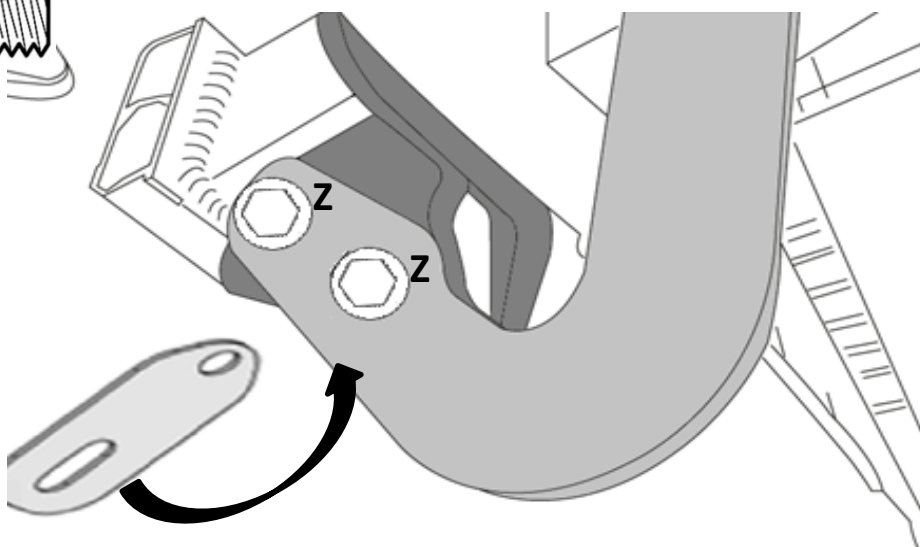
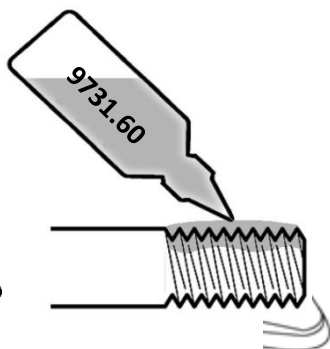
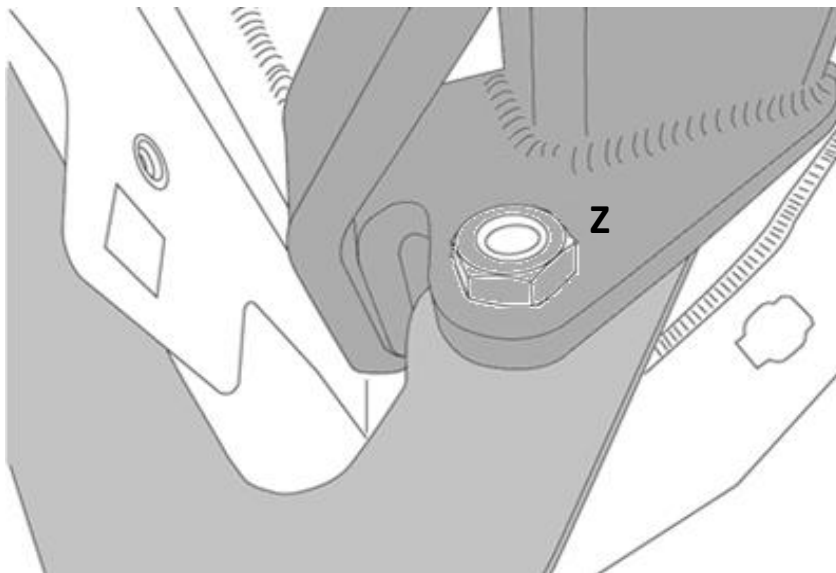
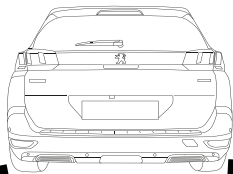
16

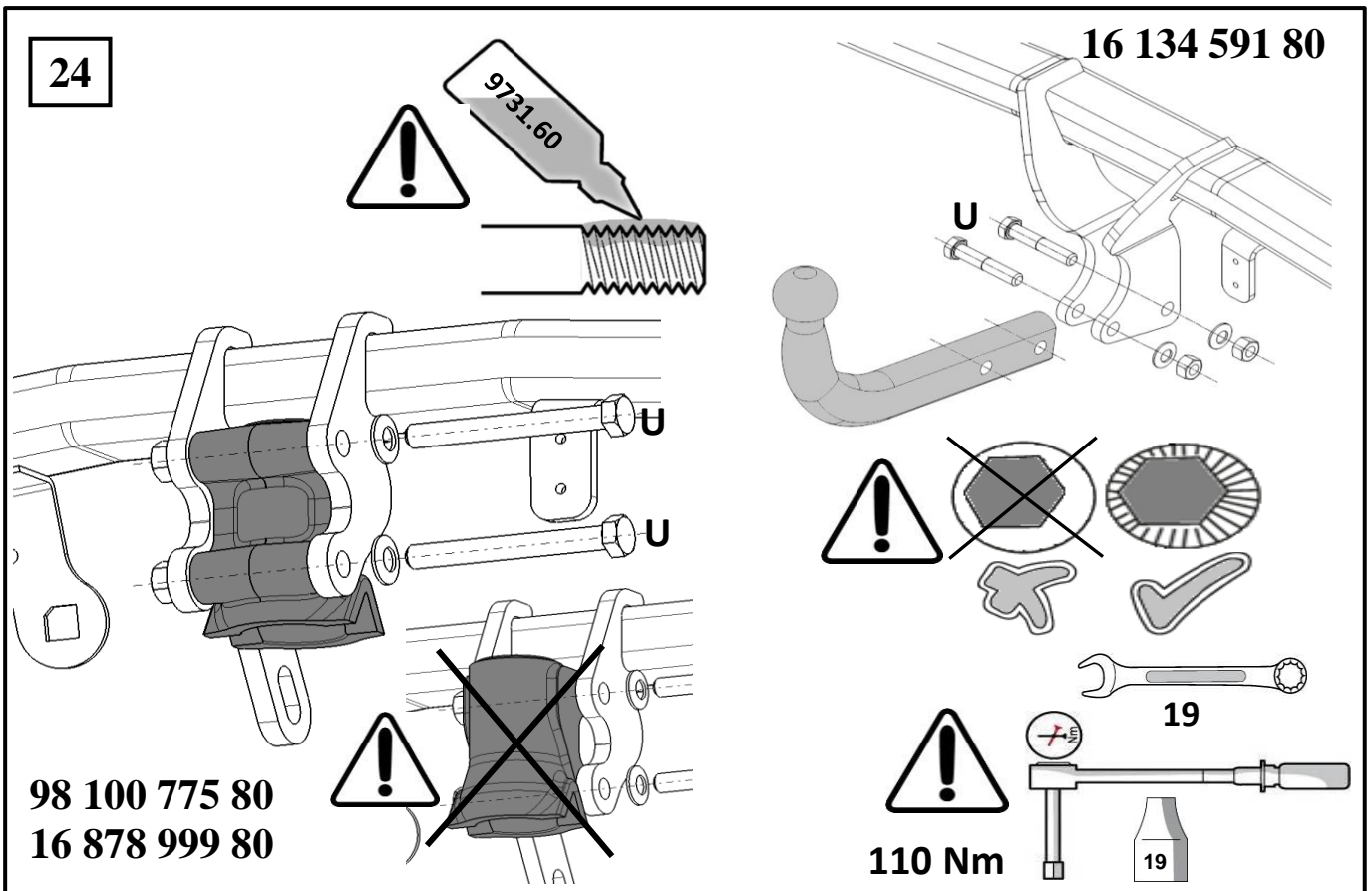
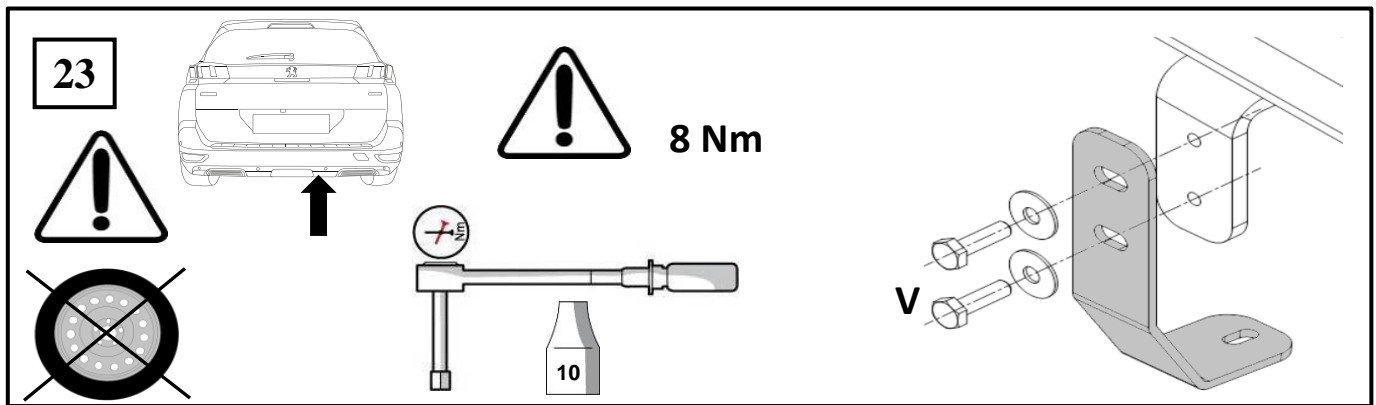
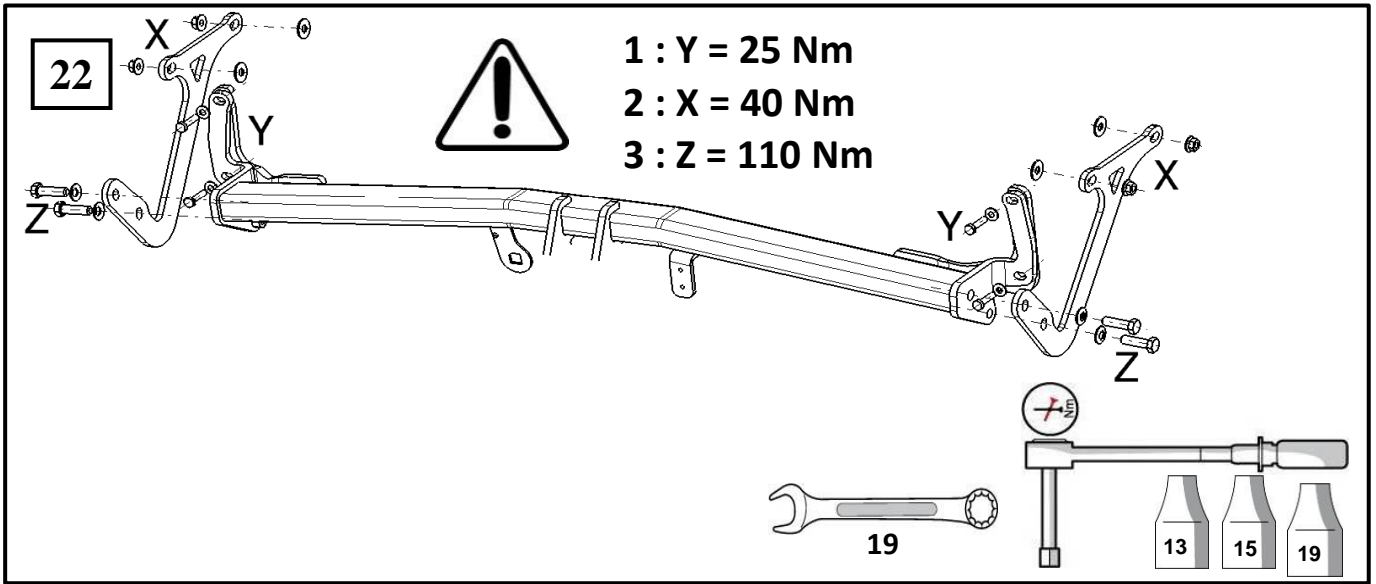






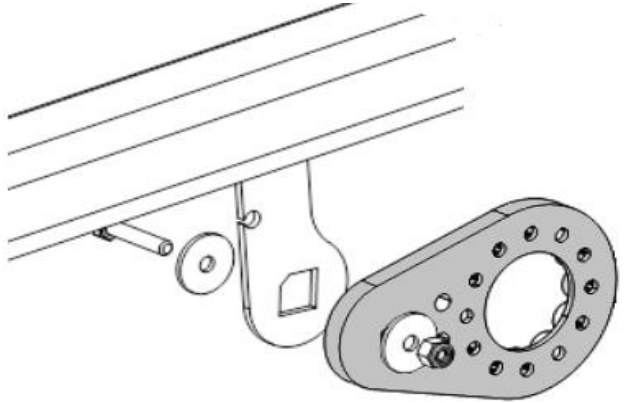

21



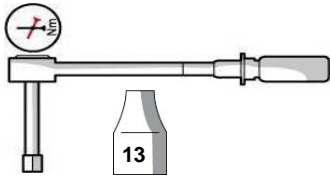




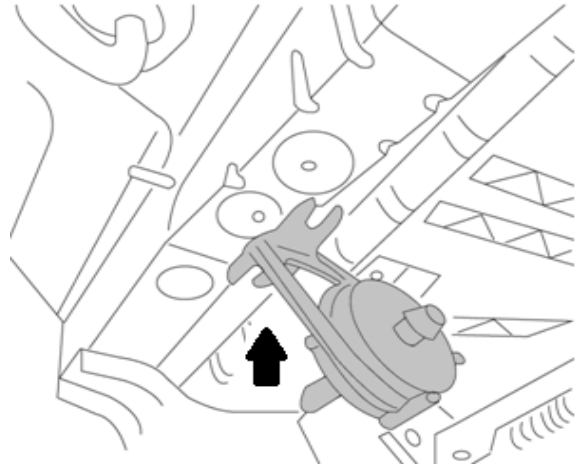
25



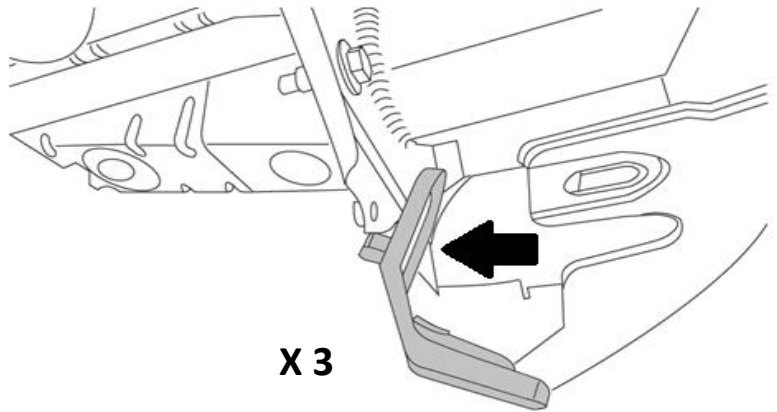
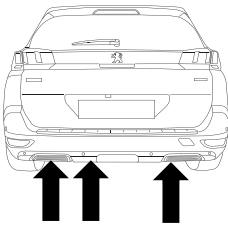
26



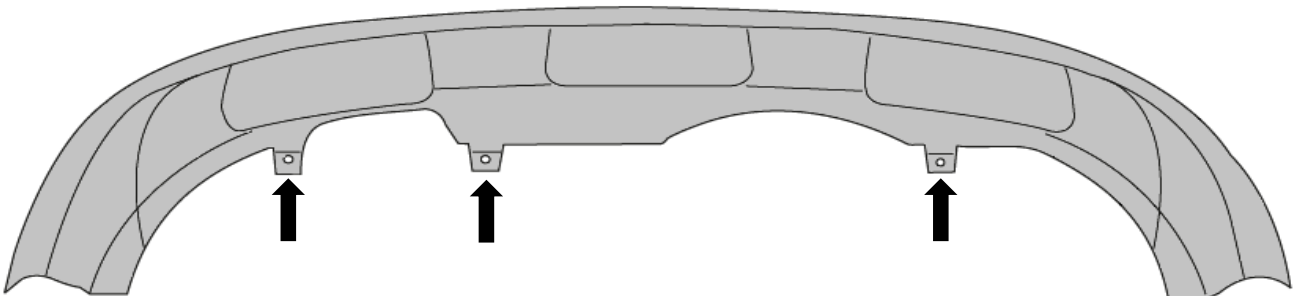
25 Nm




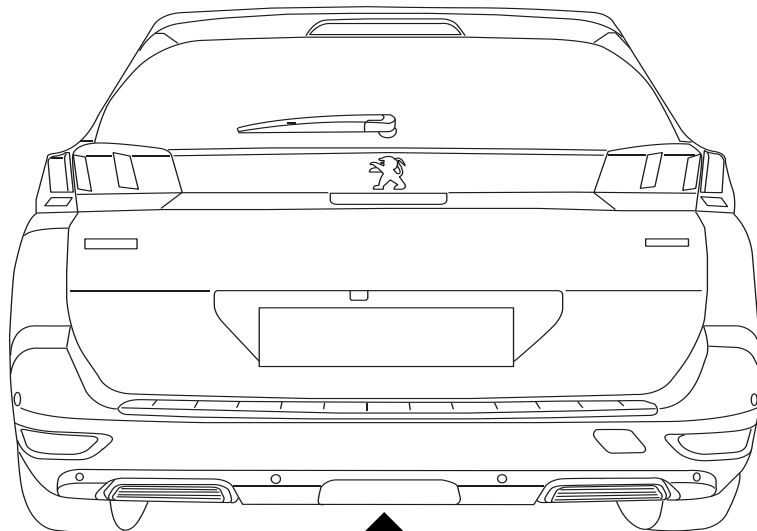
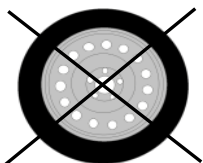
27



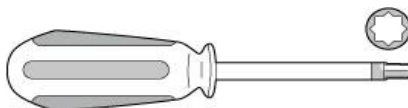
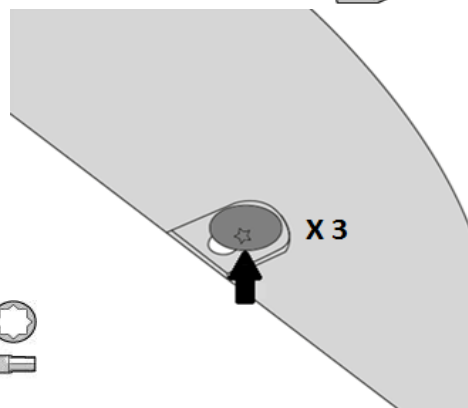
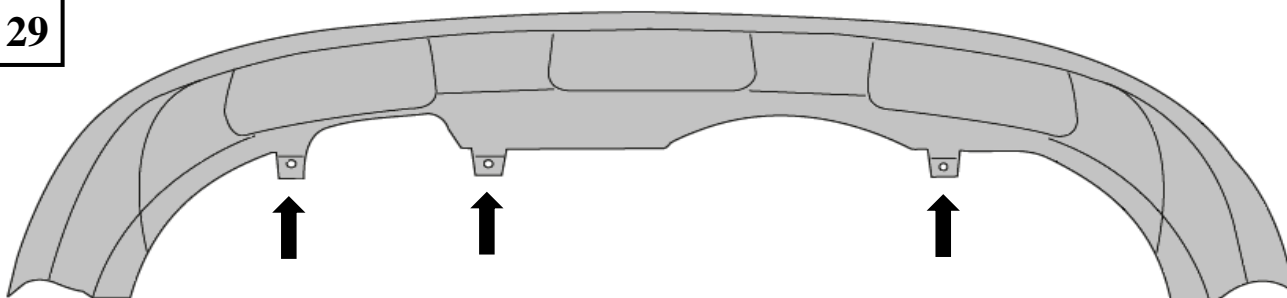
X 3



28

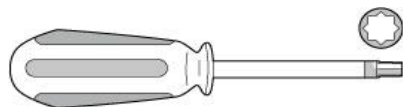
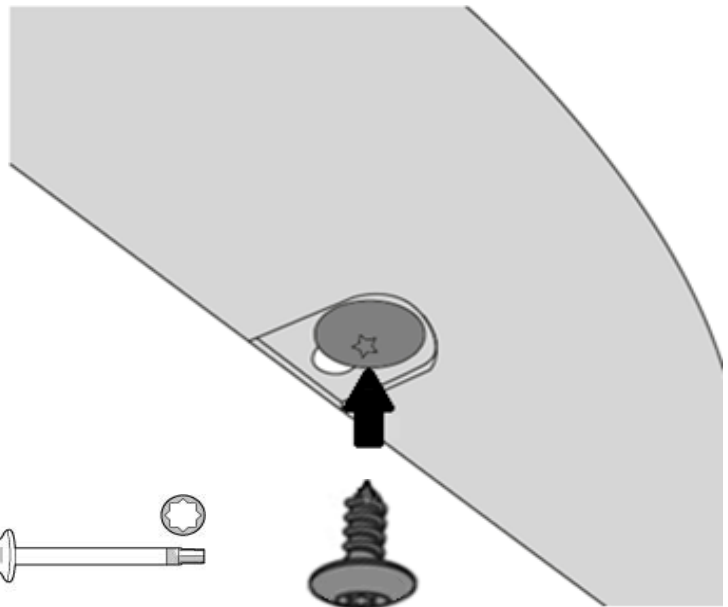
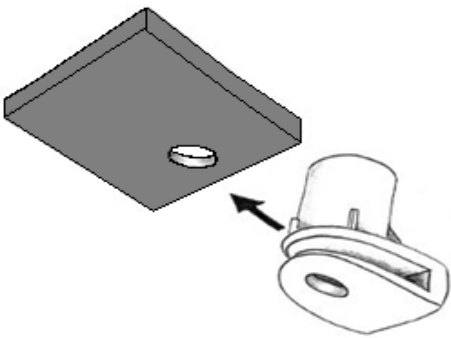
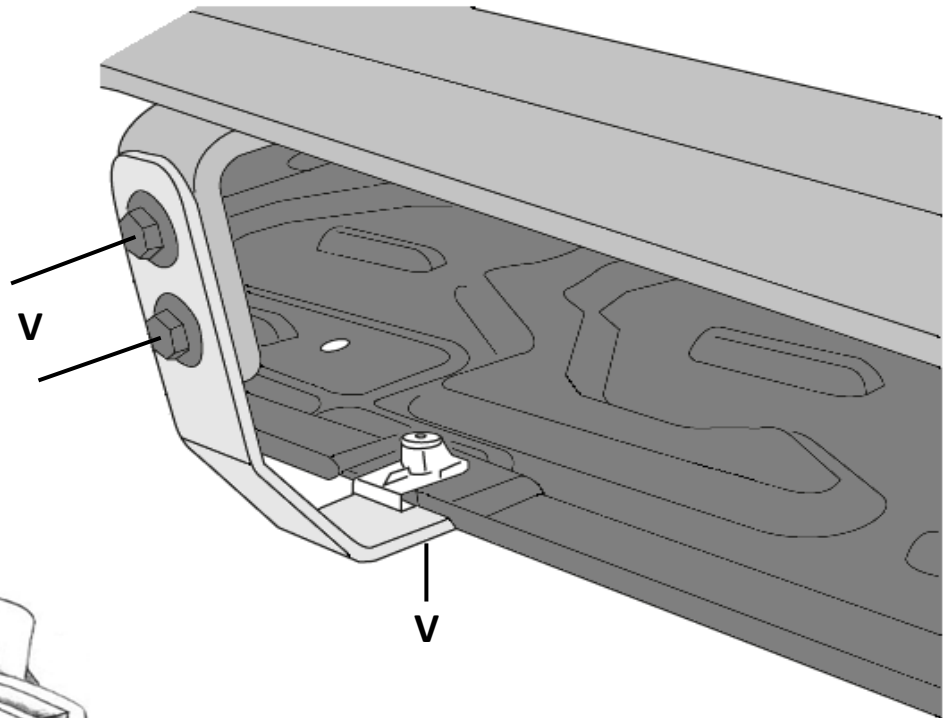
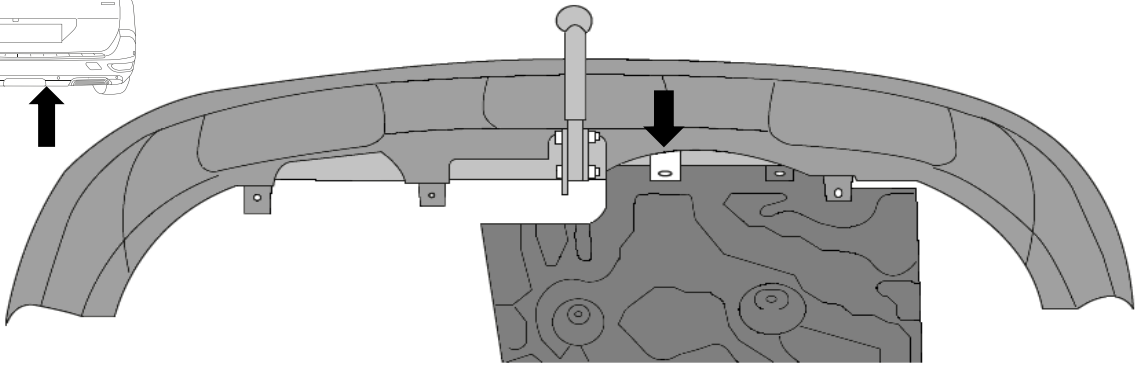
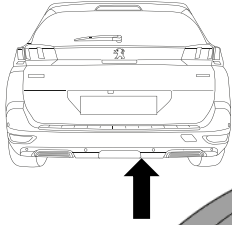


29

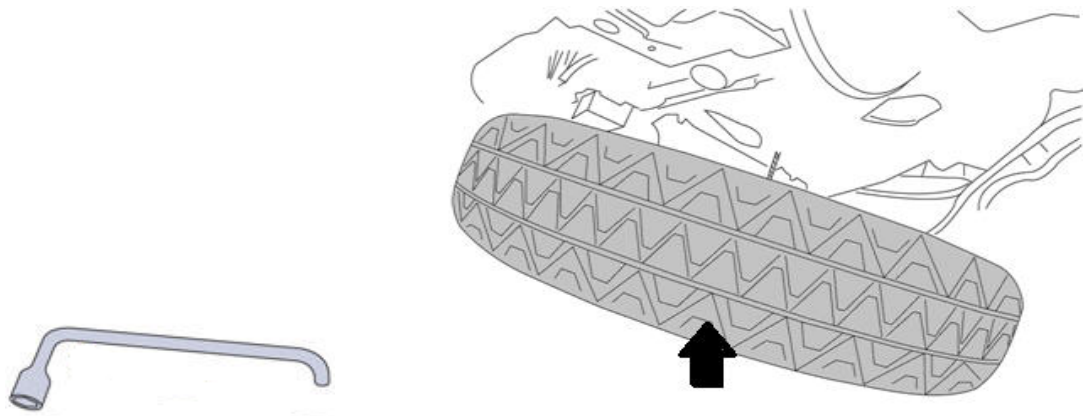




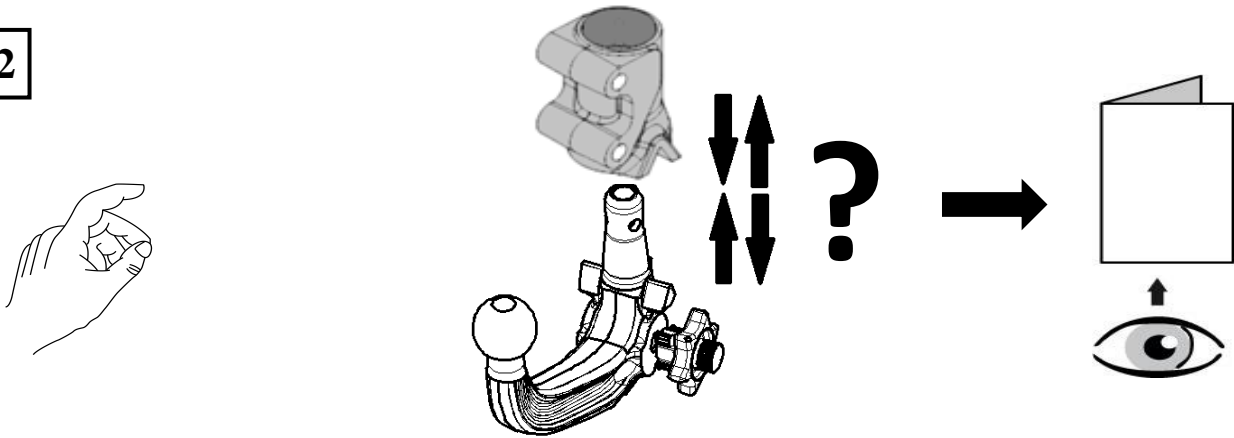
30



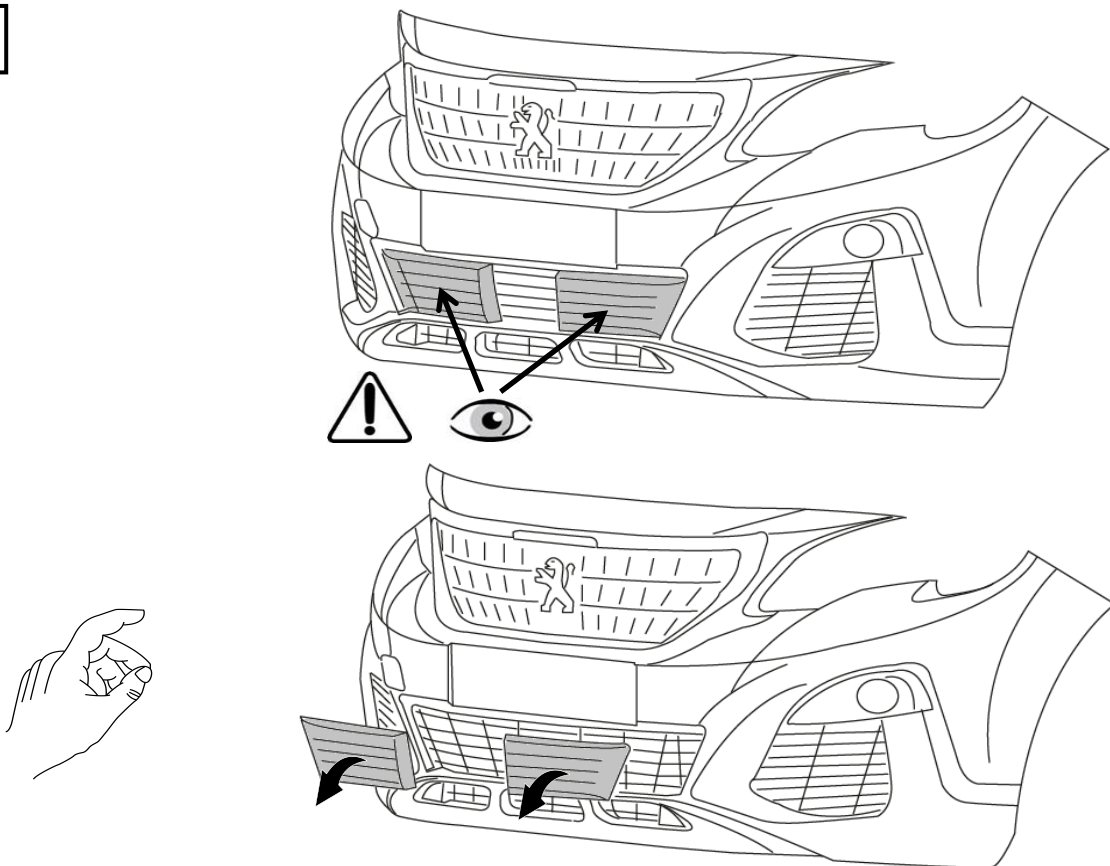
31



32



33



Dispositivo di traino tipo : **16 134 591 80**  
Per autoveicolo : **PEUGEOT 5008**  
Tipo funzionale : **M \* \*\*\*\*\_\*\*\*\*\***

Classe e tipo di attacco : **A50-X**  
Omologazione : **e24\*R55\*01\*0443**  
Valore D : **9,89 kN**  
Carico verticale max. S : **72 kg**  
Larghezza rimorchiabile per Caravan e T.A.T.S. : 2,55m vedere CARTA di CIRCOLAZIONE VEICOLO (motrice) + 70cm = ...arrotondare ai 5cm superiore (vedi D.M.28/05/85)  
Massa rimorchiabile : vedi carta di circolazione dell'autoveicolo

**Per verificare l'idoneità del dispositivo di traino omologato a norma CEE R55, all'installazione sulla vettura su cui si intende procedere al montaggio, compilare la seguente formula (se necessario declassare la massa rimorchiabile) :**

$$D = \frac{T \times C}{T + C} \times 0,00981 < 9,89 \text{ kN}$$

dove : T = Massa Complessiva Max. della motrice (in kg)  
C = Massa Rimorchiabile Max. della motrice (in kg)

## DA COMPILARE PER IL COLLAUDO

**DICHIARAZIONE DI CORRETTO MONTAGGIO** : la sottoscritta Ditta dichiara di aver montato in maniera corretta ed in conformità alle prescrizioni sia del costruttore del veicolo che del costruttore del dispositivo stesso il seguente dispositivo di attacco meccanico :

tipo : .....  
Il dispositivo di attacco sopra indicato è stato installato su autoveicolo  
modello : .....  
targa : .....  
Data : .....

**TIMBRO e FIRMA**

**Si dichiara inoltre di aver informato l'utente del veicolo sull'USO e MANUTENZIONE del dispositivo stesso.**

Dispositivo di traino tipo : **16 878 999 80 / 98 100 775 80**  
Per autoveicolo : **PEUGEOT 5008**  
Tipo funzionale : **M \* \*\*\*\*\_\*\*\*\*\***

Classe e tipo di attacco : **A50-X**  
Omologazione : **e24\*R55\*01\*0434**  
Valore D : **9,89 kN**  
Carico verticale max. S : **72 kg**  
Larghezza rimorchiabile per Caravan e T.A.T.S. : 2,55m vedere CARTA di CIRCOLAZIONE VEICOLO (motrice) + 70cm = ...arrotondare ai 5cm superiore (vedi D.M.28/05/85)  
Massa rimorchiabile : vedi carta di circolazione dell'autoveicolo

**Per verificare l'idoneità del dispositivo di traino omologato a norma CEE R55, all'installazione sulla vettura su cui si intende procedere al montaggio, compilare la seguente formula (se necessario declassare la massa rimorchiabile) :**

$$D = \frac{T \times C}{T + C} \times 0,00981 < 9,89 \text{ kN}$$

dove : T = Massa Complessiva Max. della motrice (in kg)  
C = Massa Rimorchiabile Max. della motrice (in kg)

## DA COMPILARE PER IL COLLAUDO

**DICHIARAZIONE DI CORRETTO MONTAGGIO** : la sottoscritta Ditta dichiara di aver montato in maniera corretta ed in conformità alle prescrizioni sia del costruttore del veicolo che del costruttore del dispositivo stesso il seguente dispositivo di attacco meccanico :

tipo : .....  
Il dispositivo di attacco sopra indicato è stato installato su autoveicolo  
modello : .....  
targa : .....  
Data : .....

**TIMBRO e FIRMA**

**Si dichiara inoltre di aver informato l'utente del veicolo sull'USO e MANUTENZIONE del dispositivo stesso.**



**NSAI**



**NSAI**

ECE TYPE-APPROVAL CERTIFICATE



Approval No: E24\*55R01/10\*0434\*02

Communication concerning<sup>2</sup>

- Approval granted
- Approval extended
- Approval refused
- Approval withdrawn
- Production definitively discontinued

of a type of mechanical coupling device or component pursuant to Regulation No.55.

Approval No: E24\*55R01/10\*0434\*02

9.2 Characteristic values

9.2.1 Primary values:

D: 9.89 kN  
 Dc: --  
 S: 72 kg  
 U: --  
 V: --

Alternative values:

D: 9.89 kN  
 Dc: --  
 S: 72 kg  
 U: --  
 V: --

Reason for extension:

- Level of directive updated.
- Update of maximum permissible axle load.
- Update of trade marks.

1. Trade name or mark of the device or component:

SIARR – Westfalia

2. Type of device or component:

SI237  
non standard coupling ball 50, detachable

3. Manufacturer's name and address:

S.L.A.R.R. Sas  
rue du General de Gaulle  
F-76810 Luneray

4. If applicable, name and address of the manufacturers representative:

N/A

5. Alternative supplier's names or trade marks applied to the device or component:

N/A

6. Name and address of the company or body taking responsibility for the conformity of production:

See 3. above

7. Submitted for approval on:

As before and 20.07.2023

8. Technical service responsible for conducting approval tests:

TÜV SÜD Auto Service GmbH,  
Westendstraße 199,  
D-80686 München,  
Germany

9. Brief description

9.1 Type and class of device or component:

Type: SI237  
Class: A50-X

<sup>2</sup> Strike out what does not apply.

9.3 For Class A mechanical coupling devices or components, including towing brackets:

Vehicle manufacturer's maximum permissible vehicle mass: 2280 kg

Distribution of maximum permissible vehicle mass between the axles:

Front: 1122 kg / Back: 1183 kg

Vehicle manufacturer's maximum permissible towable trailer mass:

1800 kg

Vehicle manufacturer's maximum permissible static mass on coupling ball:

72 kg

Maximum mass of vehicle, with bodywork, in running order, including coolant, oils, fuel, tools and spare wheel (if supplied) but not including driver:

1722 kg

Loading condition under which the tow ball height of a mechanical coupling device fitted to category M1 vehicles is to be measured – see paragraph 2 of annex 7, appendix 1:

Dimensions given by the vehicle manufacturer

For class B coupling heads, is the coupling head intended to be fitted to an unbraked O1 trailer: ~~yes/no~~<sup>2</sup>

N/A

Instructions for the attachment of the coupling device or component type to the vehicle and photographs or drawings of the mounting points given by the manufacturer:


See manufacturer's documentation

Information on the fitting of any special reinforcing brackets or plates or spacing components necessary for the attachment of the coupling device or component:

See manufacturer's documentation



Approval No: E24\*55R01/10\*0434\*02

12. Additional information where the use of coupling device or component is restricted to special types of vehicles  
- see annex 5, paragraph 3.4: *See manufacturer's documentation*
13. For Class K hook type couplings, details of the drawbar eyes suitable for use with the particular hook type: *N/A*
14. Date of test report: *As before and 17.07.2023*
15. Number of test report: *16-00142-CX-GBM-00 up to -02*
16. Approval mark position: *Manufacturer's plate on socket plate, riveted*
17. Reason(s) for extension of approval: *N/A*
18. Approval ~~granted/extended/refused/withdrawn~~: *Extended*
19. Place: *Dublin*
20. Date: *14<sup>th</sup> August, 2023*
21. Signature: 
22. The list of documents deposited with the Administration Service which has granted approval is annexed to this communication and may be obtained on request.





ECE TYPE-APPROVAL CERTIFICATE



Communication concerning:  
 Approved granted  
 Approval extended  
 Approval refused  
 Approval withdrawn  
 Production definitively discontinued

of a type of mechanical coupling device or component pursuant to Regulation No.55.

Approval No: E24\*55R01/10\*0443\*01

Reason for extension: - See Test report 16-00574-CX-GBM-01 for full list

1. Trade name or mark of the device or component: *SIARR - Wesfalia*
2. Type of device or component: *SI247  
Non standard coupling ball 50*
3. Manufacturer's name and address: *S.I.A.R.R. Sas  
rue du General de Gaulle  
F-76810 Luneray*
4. If applicable, name and address of the manufacturers representative: *N/A*
5. Alternative supplier's names or trade marks applied to the device or component: *N/A*
6. Name and address of the company or body taking responsibility for the conformity of production: *See item 3 above*
7. Submitted for approval on: *As before and 05.05.2022*
8. Technical service responsible for conducting approval tests: *TÜV SÜD Auto Service GmbH,  
Westendstraße 199,  
D-80686 München,  
Germany*
9. Brief description: *Type: SI247  
Class: A50-X*
- 9.1 Type and class of device or component: *See manufacturer's documentation*

\* Strike out what does not apply.

Approval No: E24\*55R01/10\*0443\*01


- 9.2 Characteristic values  
 D: *9.89 kN*  
 Dc: *--*  
 S: *72 kg*  
 U: *--*  
 V: *--*
- 9.2.1 Primary values:  
 D: *9.89 kN*  
 Dc: *--*  
 S: *72 kg*  
 U: *--*  
 V: *--*

Alternative values:  
 D: *8.1 kN*  
 Dc: *--*  
 S: *72 kg*  
 U: *--*  
 V: *--*

- 9.3 For Class A mechanical coupling devices or components, including towing brackets:  
 Vehicle manufacturer's maximum permissible vehicle mass: *2280 kg*  
 Distribution of maximum permissible vehicle mass between the axles:  
*Front: 1122 kg / Back: 1183 kg*  
 Vehicle manufacturer's maximum permissible towable trailer mass:  
*1800 kg*  
 Vehicle manufacturer's maximum permissible static mass on coupling ball:  
*72 kg*  
 Maximum mass of vehicle, with bodywork, in running order, including coolant, oils, fuel, tools and spare wheel (if supplied) but not including driver:  
*1722 kg*  
 Loading condition under which the tow ball height of a mechanical coupling device fitted to category M1 vehicles is to be measured – see paragraph 2 of annex 7, appendix 1:  
*350 <.x < 420 mm*  
 For class B coupling heads, is the coupling head intended to be fitted to an unbraked O1 trailer: *yes/no?*  
*N/A*
10. Instructions for the attachment of the coupling device or component type to the vehicle and photographs or drawings of the mounting points given by the manufacturer:  
*See manufacturer's documentation*
11. Information on the fitting of any special reinforcing brackets or plates or spacing components necessary for the attachment of the coupling device or component:  
*See manufacturer's documentation*



Approval No. E24\*55R01/10\*0443\*01

12. Additional information where the use of coupling device or component is restricted to special types of vehicles  
- see annex 5, paragraph 3.4. *See manufacturer's documentation*
13. For Class K hook type couplings, details of the drawbar eyes suitable for use with the particular hook type. *N/A*
14. Date of test report. *As before and 19.07.2023*
15. Number of test report: *16-00574-CX-GBM up to -01*
16. Approval mark position: *See manufacturer's drawings*
17. Reason(s) for extension of approval: *See top of page 1 of certificate for details*
18. Approval granted/extended/refused/withdrawn: *Extended*
19. Place: *Dublin*
20. Date: *21<sup>st</sup> July, 2023*
21. Signature: 
22. The list of documents deposited with the Administration Service which has granted approval is annexed to this communication and may be obtained on request.

