



e-Rifter / e-Partner
Rifter / Partner
(K9)



Combo-e
Combo
(P1V0)



www.ifz-berlin.de



ë-Berlingo
Berlingo
(K9)



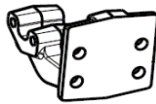
e-Doblò
Doblò
(K9)

NOT 4348

FR NOTICE DE POSE A USAGE PROFESSIONNEL / LES PHOTOS ET LES DESSINS NE SONT PAS CONTRACTUELS
GB FITTING INSTRUCTIONS FOR PROFESSIONAL FITTERS / THE PHOTOGRAPHS AND THE DRAWINGS ARE NOT CONTRACTUAL
ES INSTRUCCIONES DE MONTAJE PARA USO PROFESIONAL / LAS FOTOGRAFÍAS Y LOS DIBUJOS NO SON CONTRACTUALES
P MANUAL DE MONTAGEM PARA UTILIZAÇÃO PROFISSIONAL / AS FOTOGRAFIAS E OS DESENHOS NÃO SÃO CONTRATUAIS
DE MONTAGEANLEITUNG FÜR DEN PROFESSIONELLEN EINSATZ / DIE FOTOS UND ZEICHNUNGEN SIND UNVERBINDLICH
IT ISTRUZIONI DI MONTAGGIO AD USO PROFESSIONALE / LE FOTOGRAFIE ED I DISEGNI NON SONO CONTRATTUALI
NL MONTAGEHANDLEIDING VOOR PROFESSIONEEL GEBRUIK / DE FOTO'S EN DE TEKENINGEN ZIJN NIET CONTRACTUEEL
PL INSTRUKCJE INSTALACJI DO UŻYTKU PROFESJONALNEGO / OBRAZY I RYSUNKI NIE SĄ KONTRAKTU

Réf. PCD :

98 238 730 80
16 855 785 80
16 855 786 80

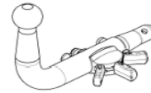


Réf. FIAT :

50290986
50290987

Réf. PCD :

98 199 886 80
16 855 789 80
16 855 790 80

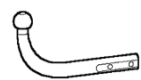


Réf. FIAT :

50290984
50290985


Réf. PCD :

98 199 896 80
16 855 787 80
16 855 788 80



Réf. FIAT :

50290982
50290983



E24*55R01*0447 (SI 254)
E24*55R01*0448 (SI 255)
E24*55R01*0449 (SI 256)

V, S, R Kg ?

$$\frac{V \times R}{V + R} \times 0,00981 \leq D \text{ (kN)}$$



8,64 KN

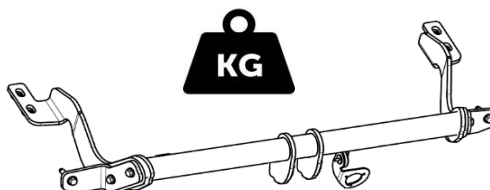
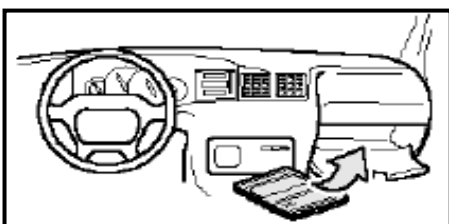
S = 75 Kg



5,64 KN



S = 75 Kg



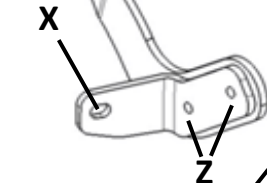
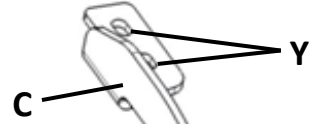
16 855 785 80 : 21 kg
16 855 786 80 : 22 kg
16 855 787 80 : 20 Kg
16 855 788 80 : 21 Kg
16 855 789 80 : 20,5 Kg
16 855 790 80 : 21,5 Kg




Indice A


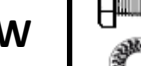
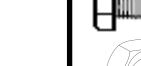
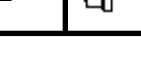
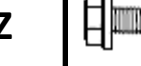

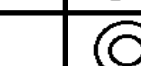
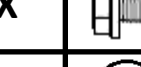
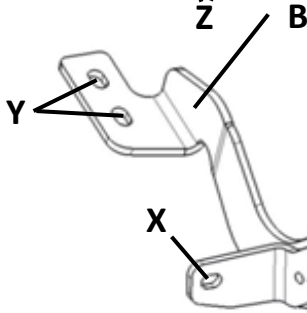
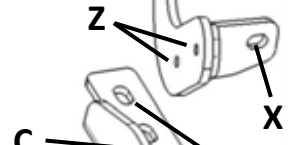
19/02/2024




1 / 24

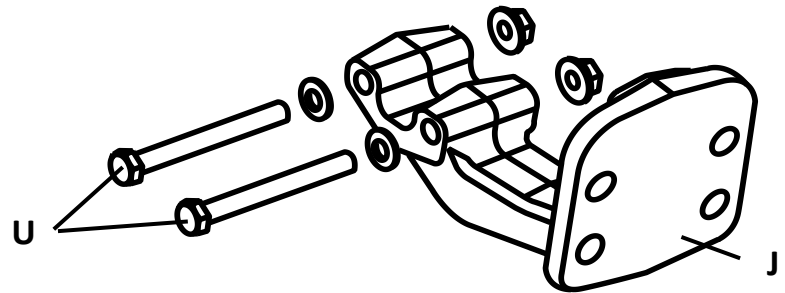
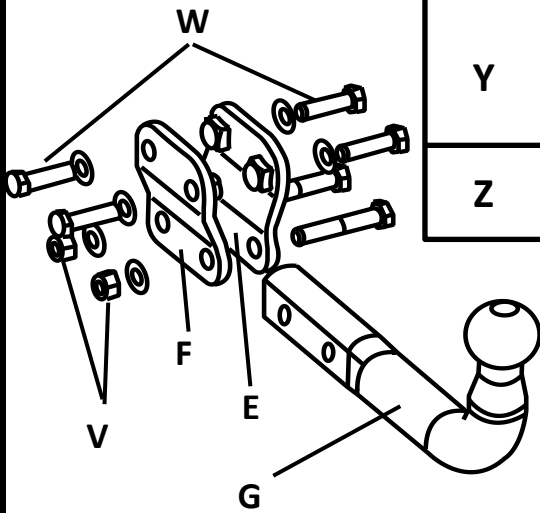
16 855 788 80 
 50290983
 1 855 790 80 
 50290985
 16 855 786 80 






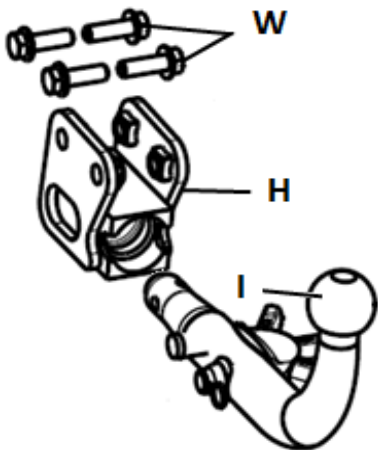
16 855 787 80 
 50290982
 16 855 789 80 
 50290984
 16 855 785 80 
 50290986

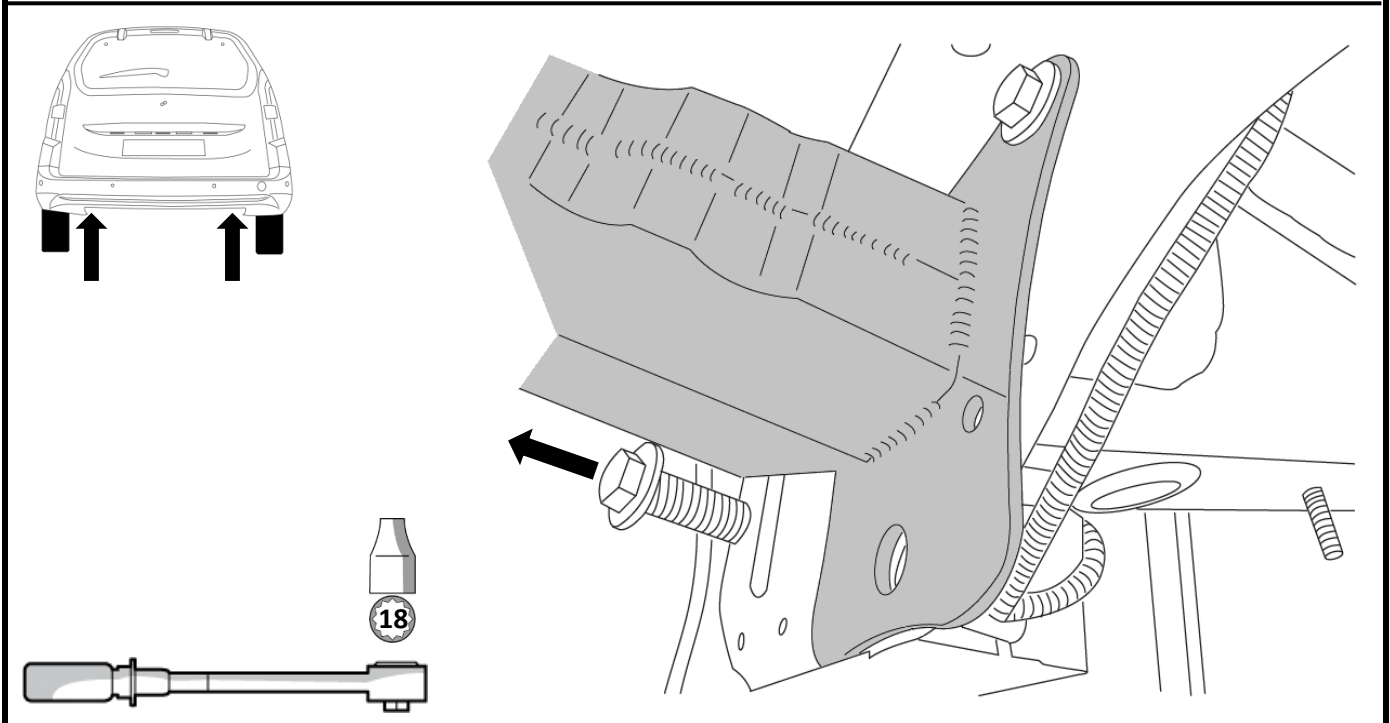
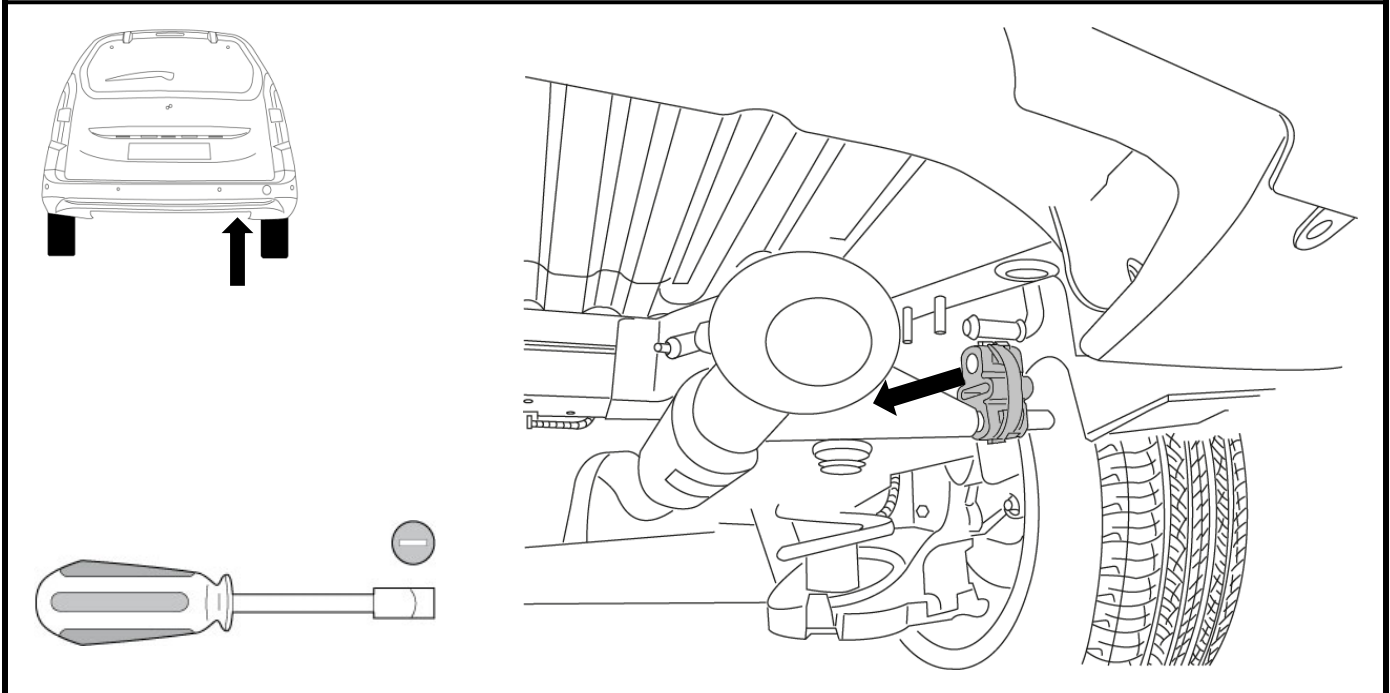
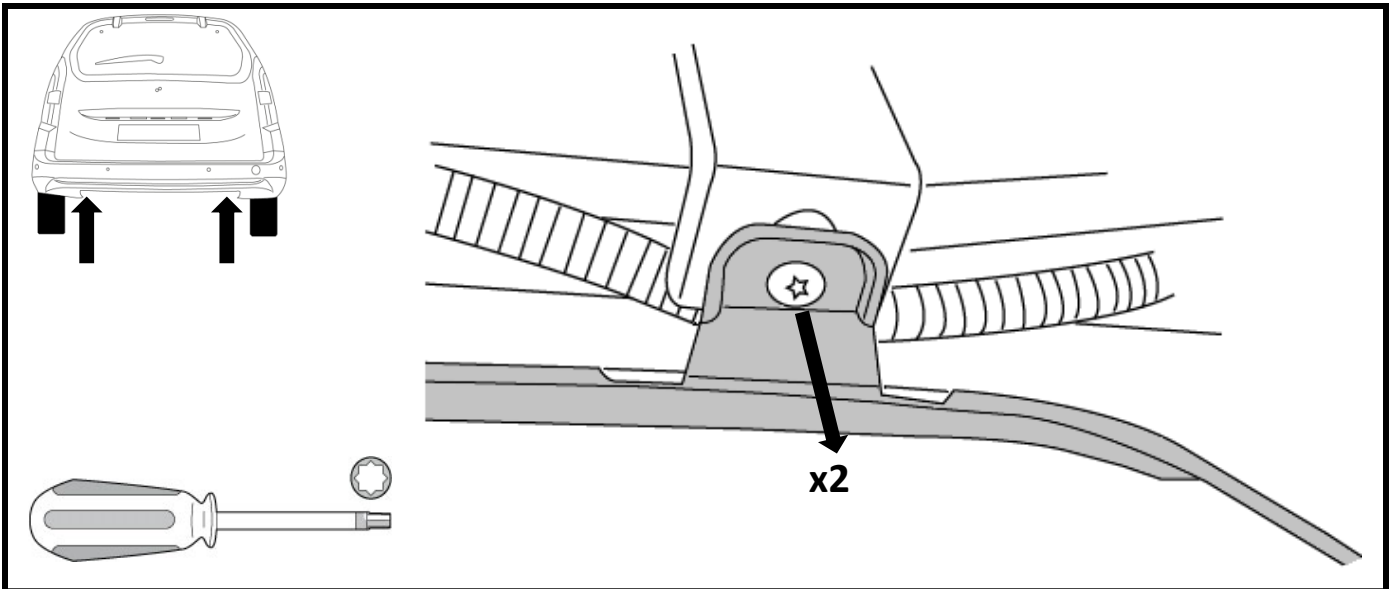


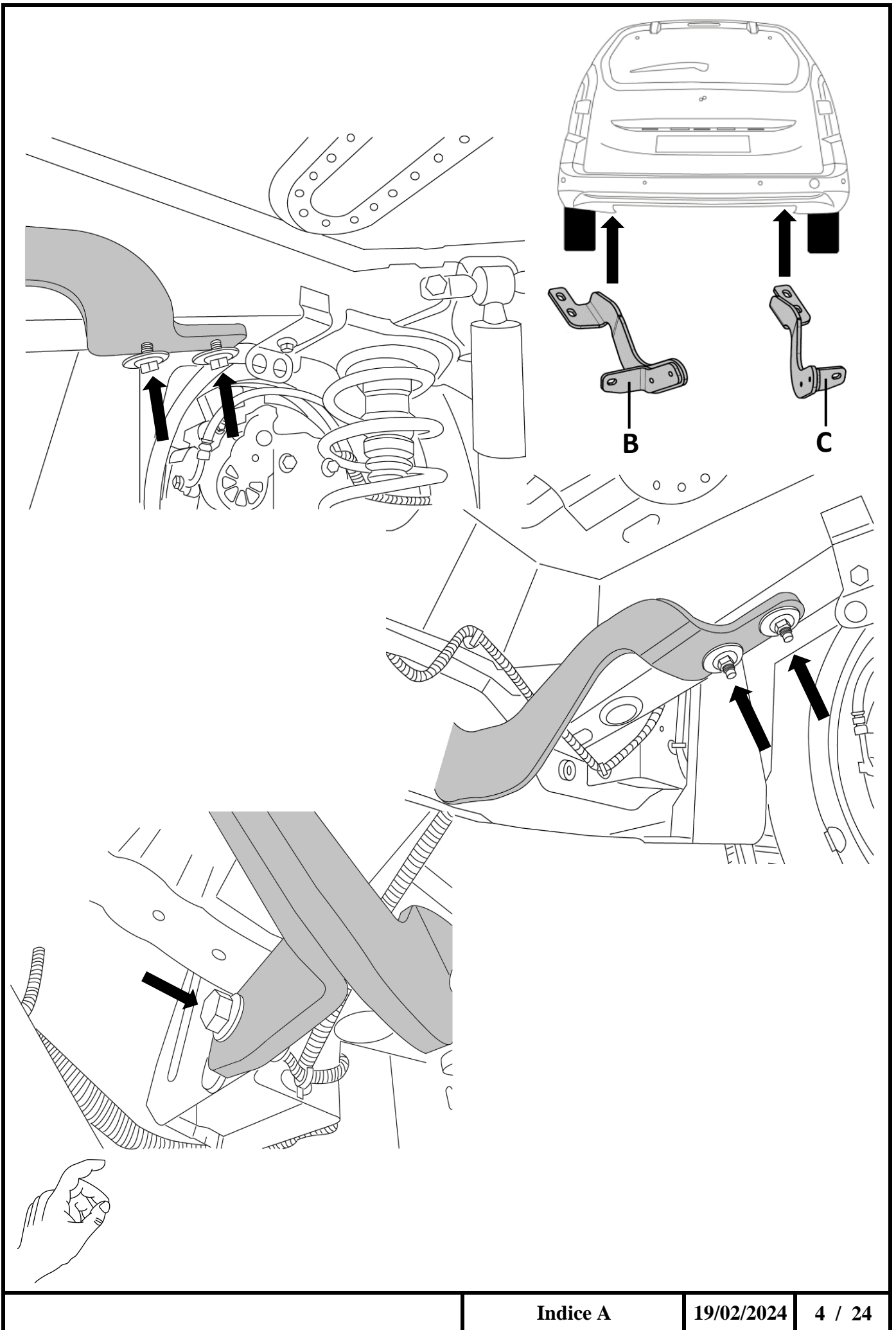
X		HM 12 x 65 Cl 10.9	x 2	110 Nm
Y		Ø 43 x 14,8 x 2,5 M 10 Cl 10	x 4 x 4	40 Nm
Z		HM 12 x 65 Cl 10.9	x 4	110 Nm

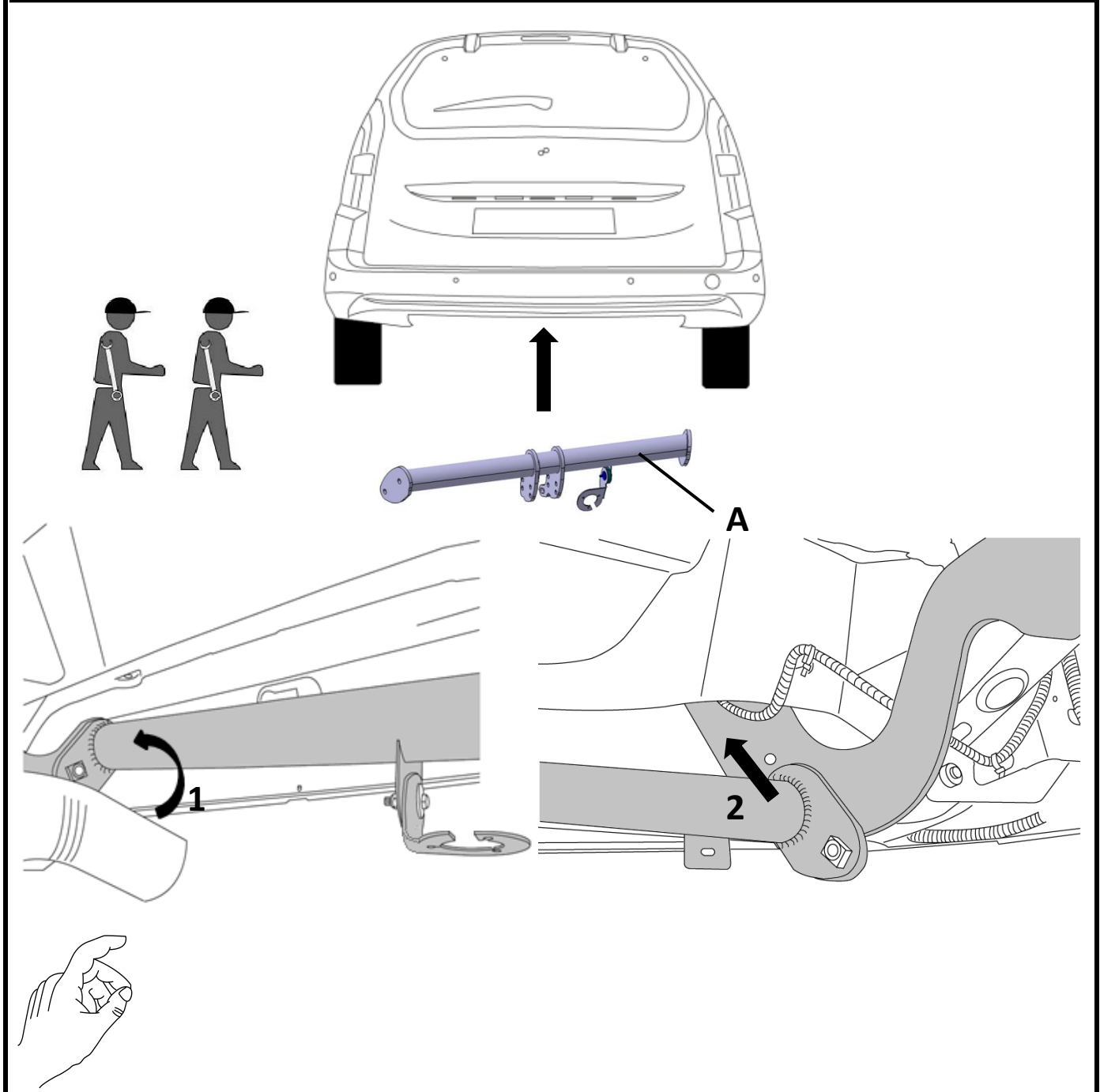
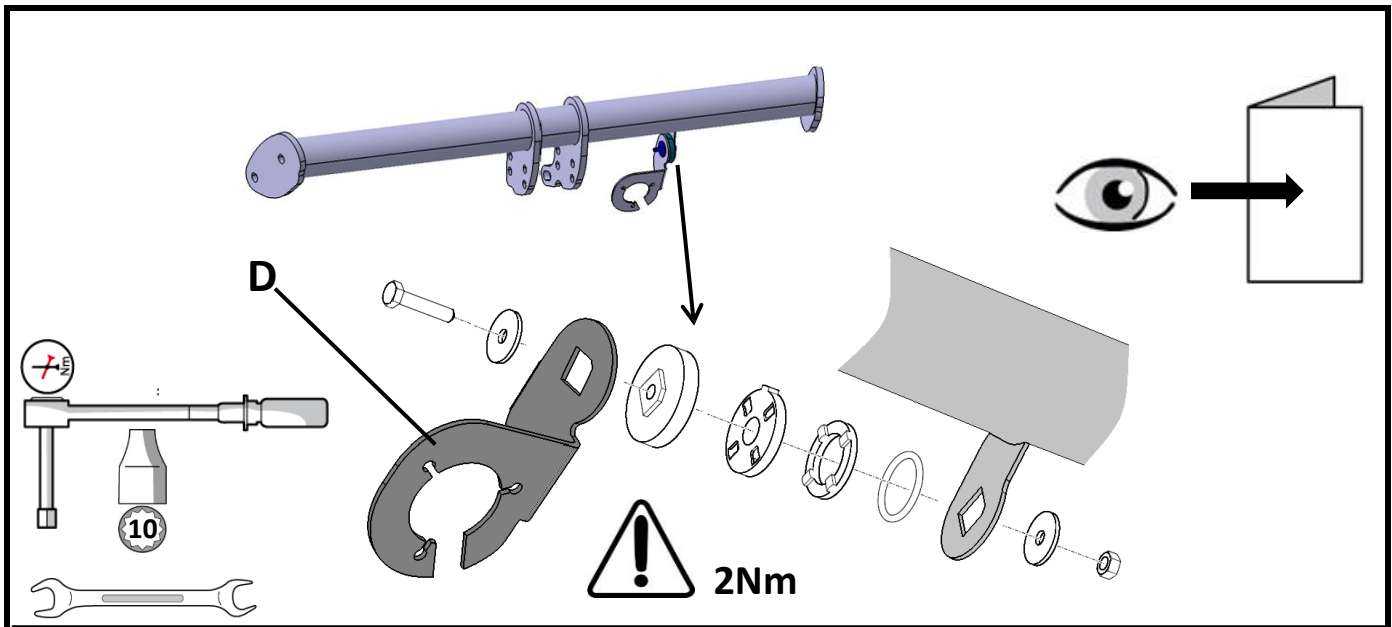


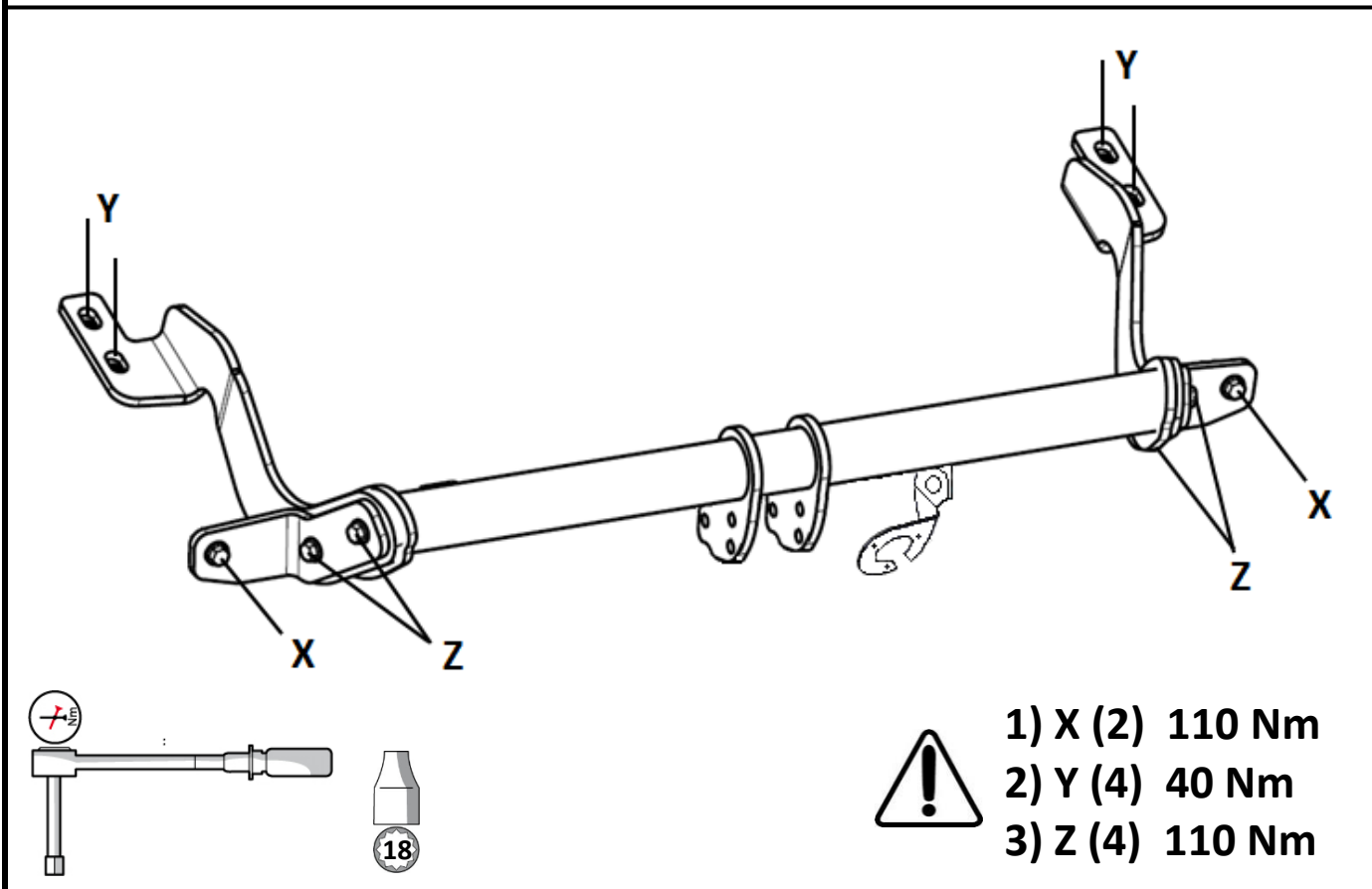
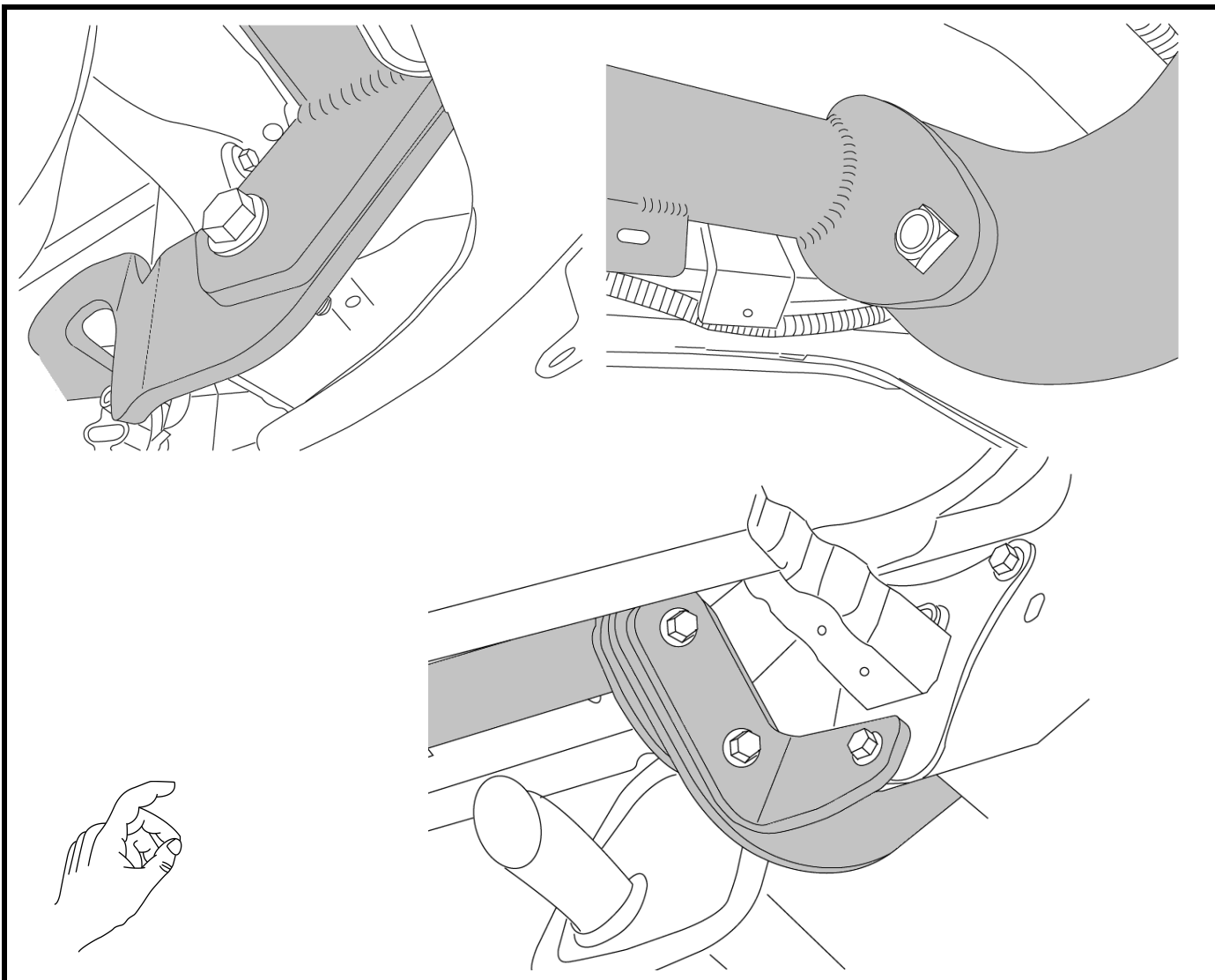
U		HM 12 x 110 Cl 10.9 M12 Cl 10 CS 12 x 24	x 2 x 2 x 2	110 Nm
V		HM 12 x 65 Cl 10.9 M12 Cl 10 CS 12 x 24	x 2 x 2 x 2	110 Nm
W		HM 12 x 40 Cl 10.9 CS 12 x 24	x 4 x 4	110 Nm

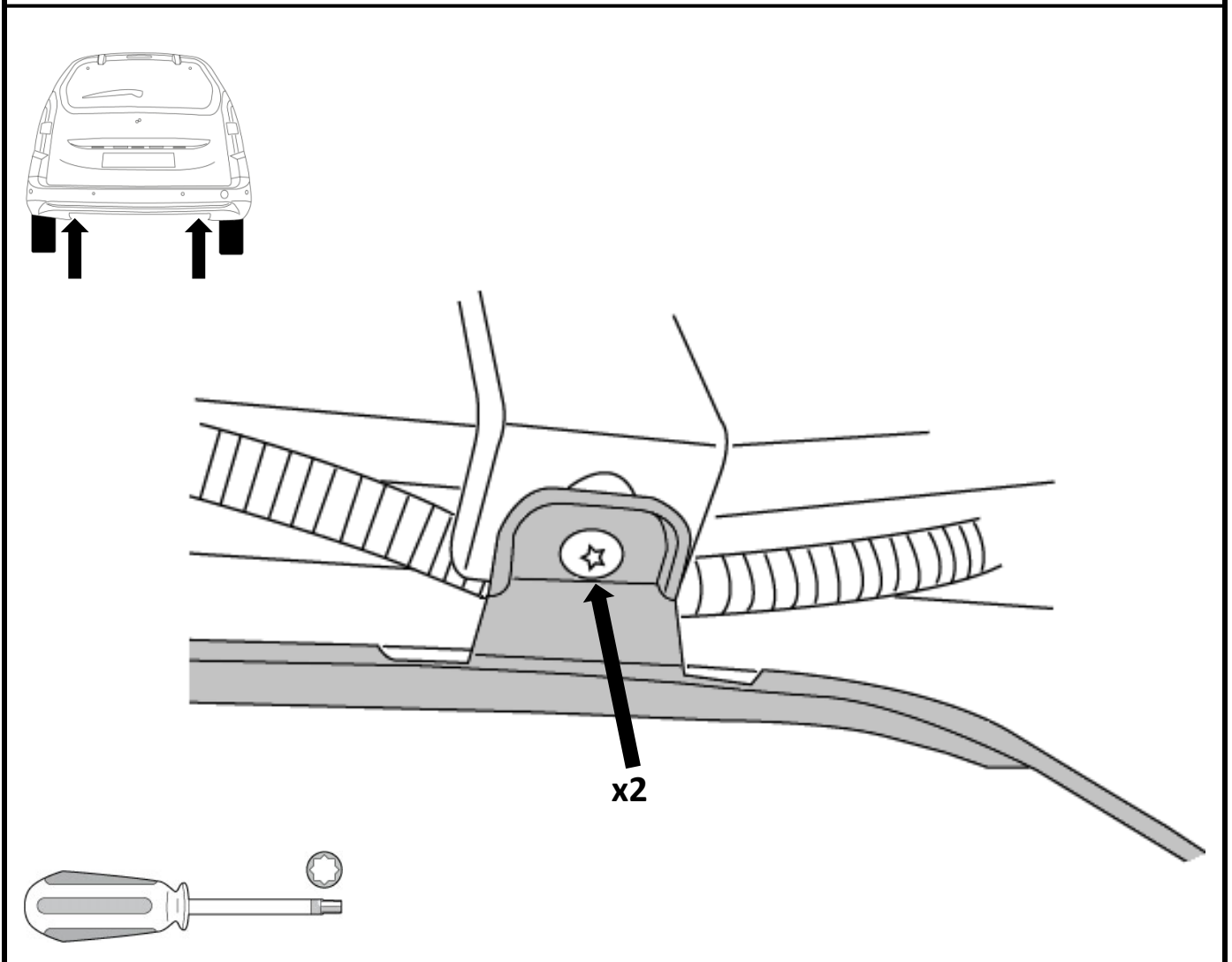
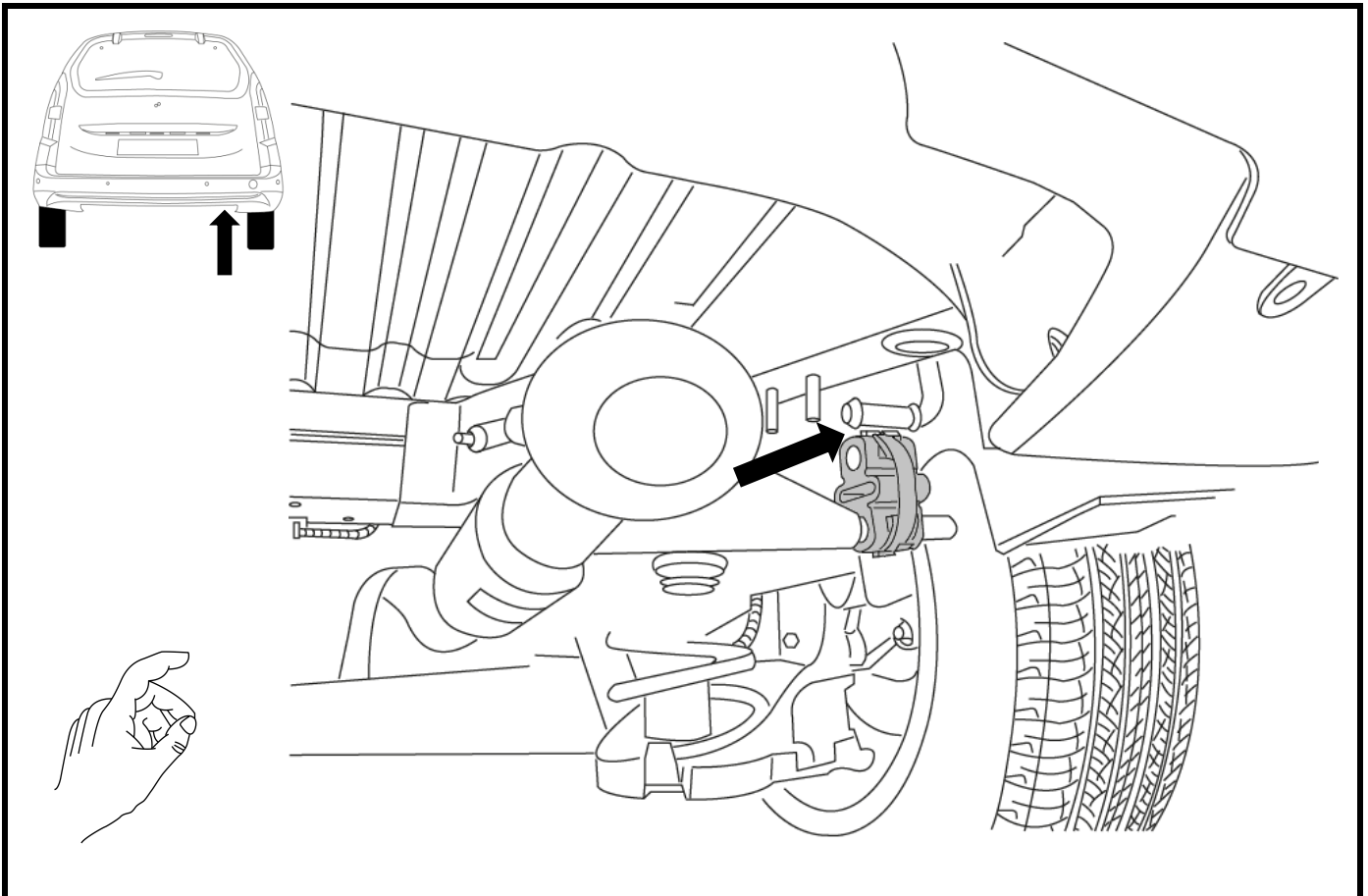












98 199 896 80

16 855 787 80

16 855 788 80

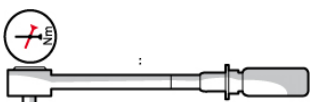

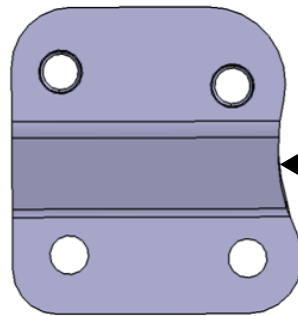
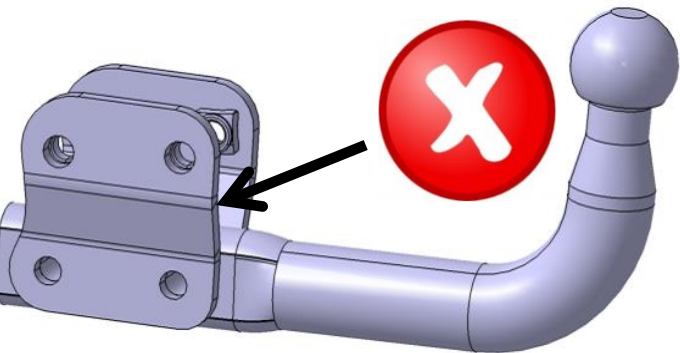
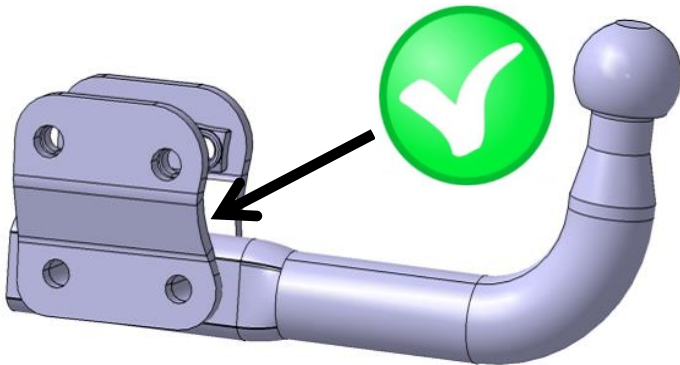
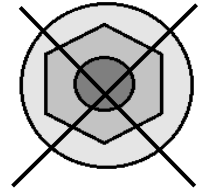
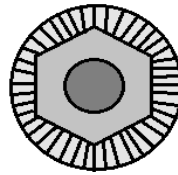
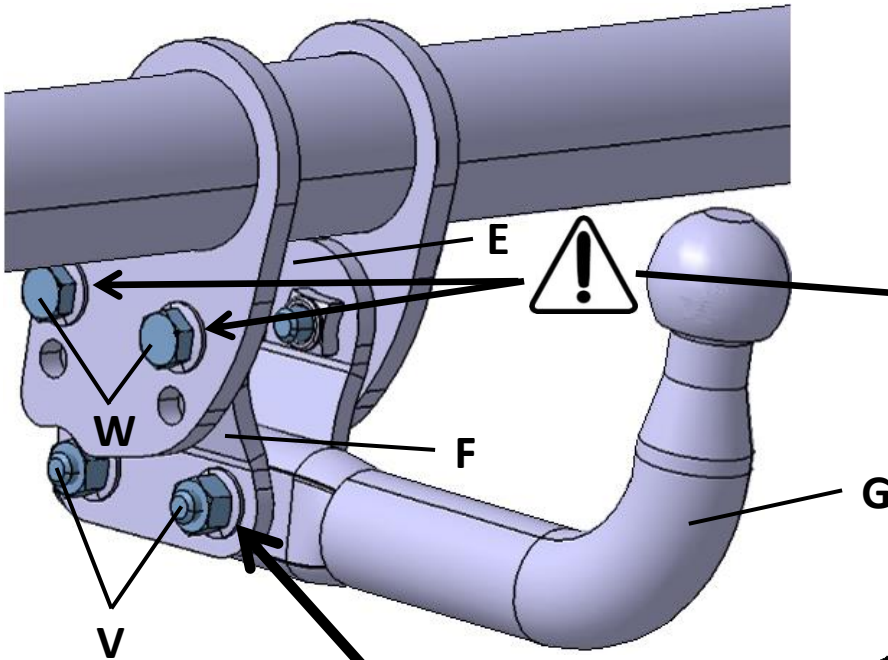
50290982

50290983

CITROEN

OPEL

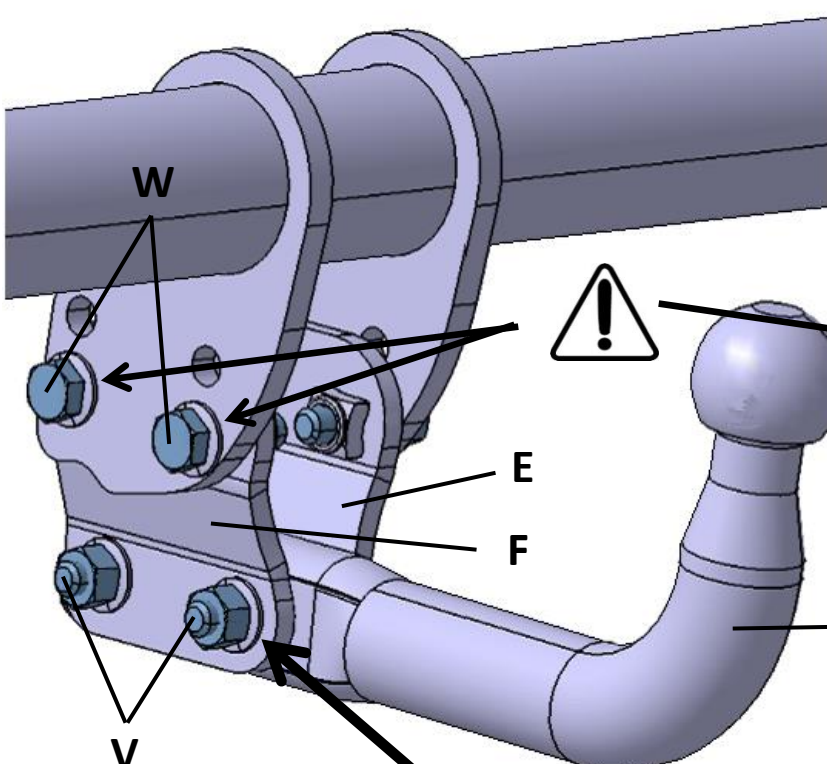
FIAT




18

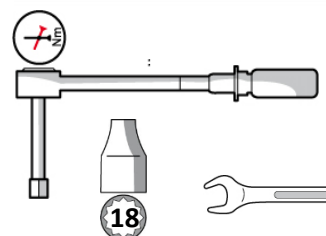

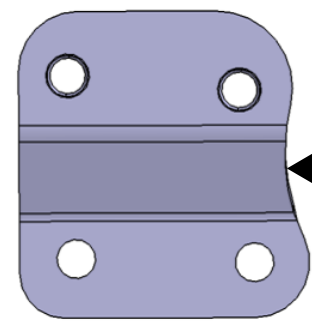
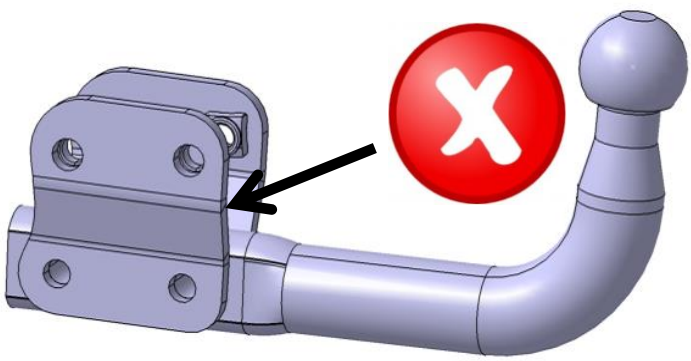
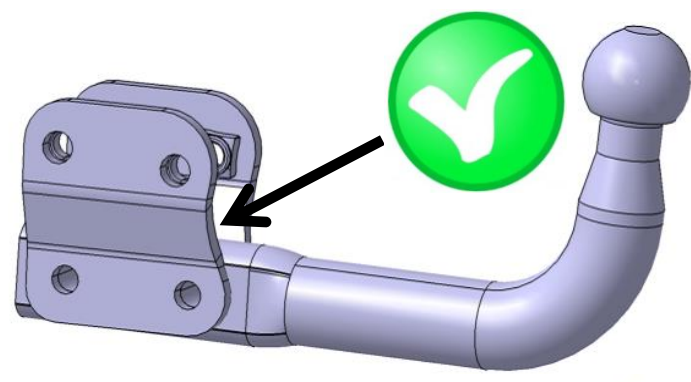
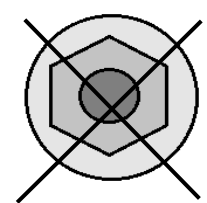
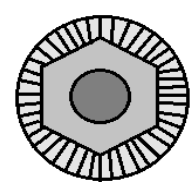


110 Nm

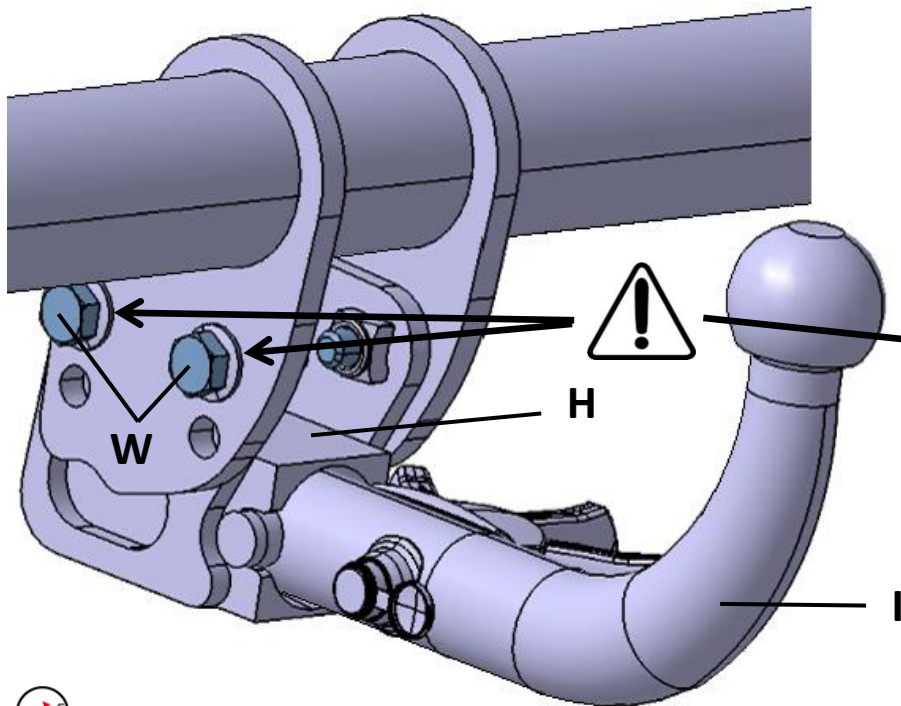



98 199 896 80
16 855 787 80
16 855 788 80
50290982
50290983

PEUGEOT

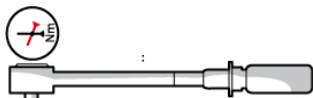


 110 Nm

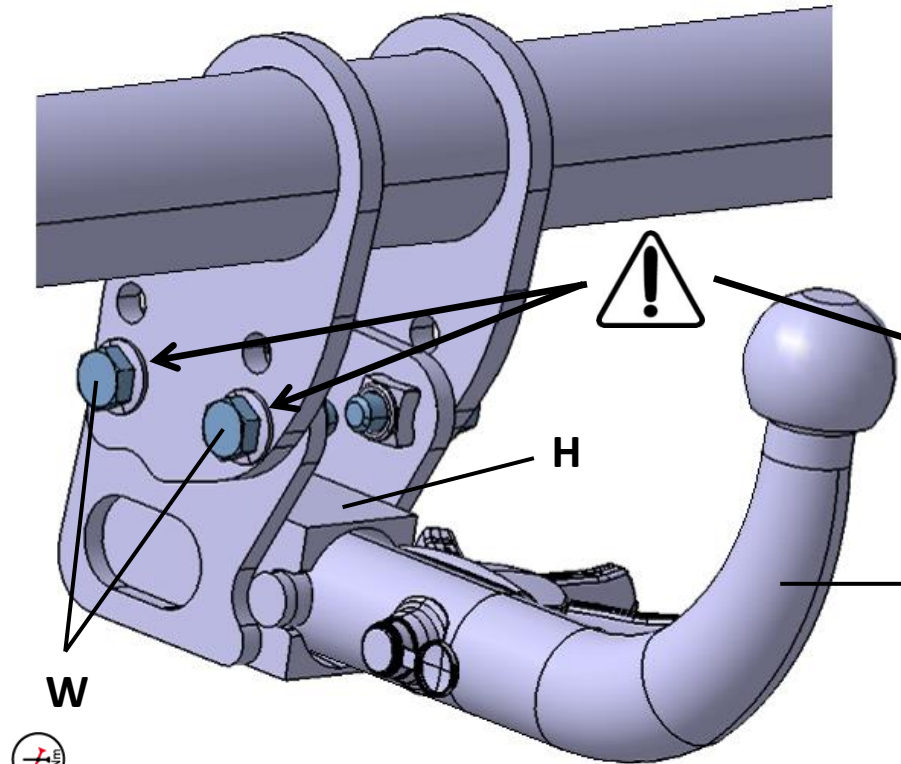


98 199 886 80
16 855 789 80
16 855 790 80
50290984

CITROEN
OPEL
FIAT

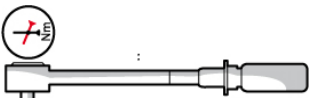


110 Nm



98 199 886 80
16 855 789 80
16 855 790 80
50290984
50290985

PEUGEOT



110 Nm

PCD : 9627.G1

FIAT : 71808887

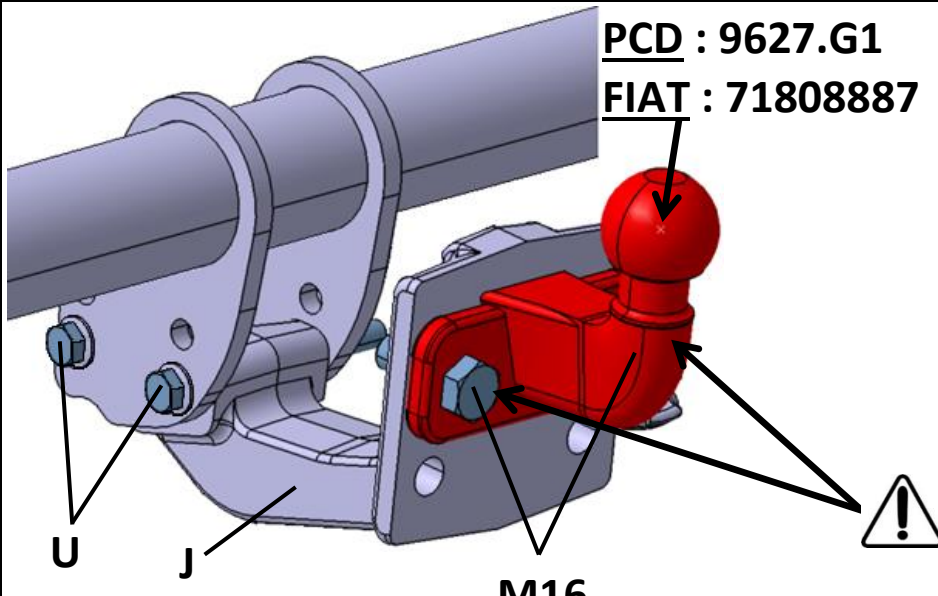
98 238 730 80

16 855 785 80

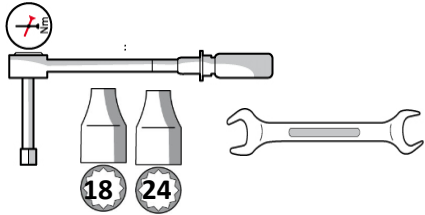

16 855 786 80

50290986

50290987



M16



M12 : 110 Nm

M16 : 195 Nm

PCD : TVV(D.2) :

XXXXXX_GXXX2X

XXXXXX_HXXX2X

XXXXXX_JXXX2X

XXXXXX_KXXX2X

XXXXXX_LXXX2X



OPEL : RPO-Code :

→ "ZQF"

PCD : 9627.G1

FIAT : 71808887

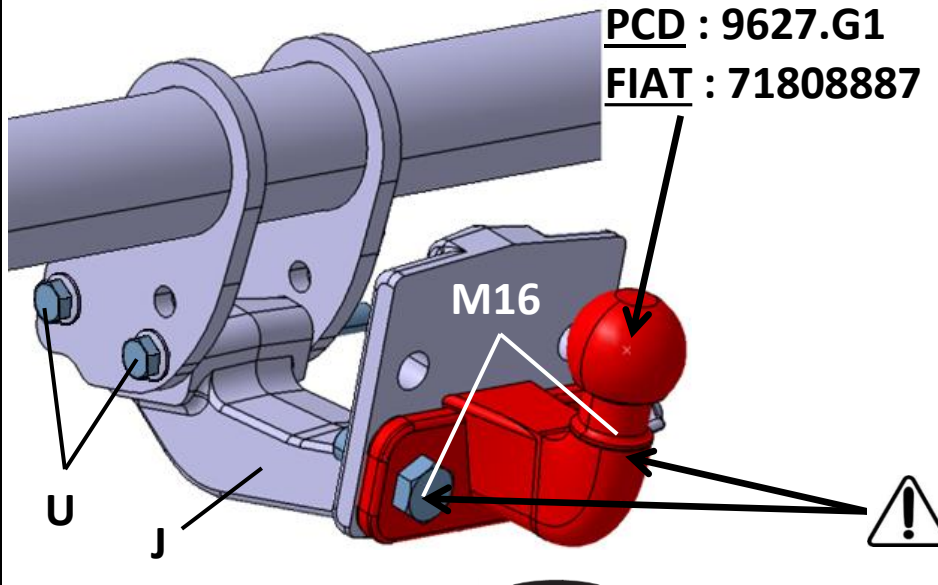
98 238 730 80

16 855 785 80

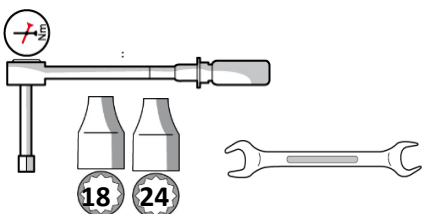
16 855 786 80

50290986

50290987



M16



M12 : 110 Nm

M16 : 195 Nm

PCD : TVV(D.2) :

XXXXXX_GXXX3X

XXXXXX_HXXX3X

XXXXXX_JXXX3X

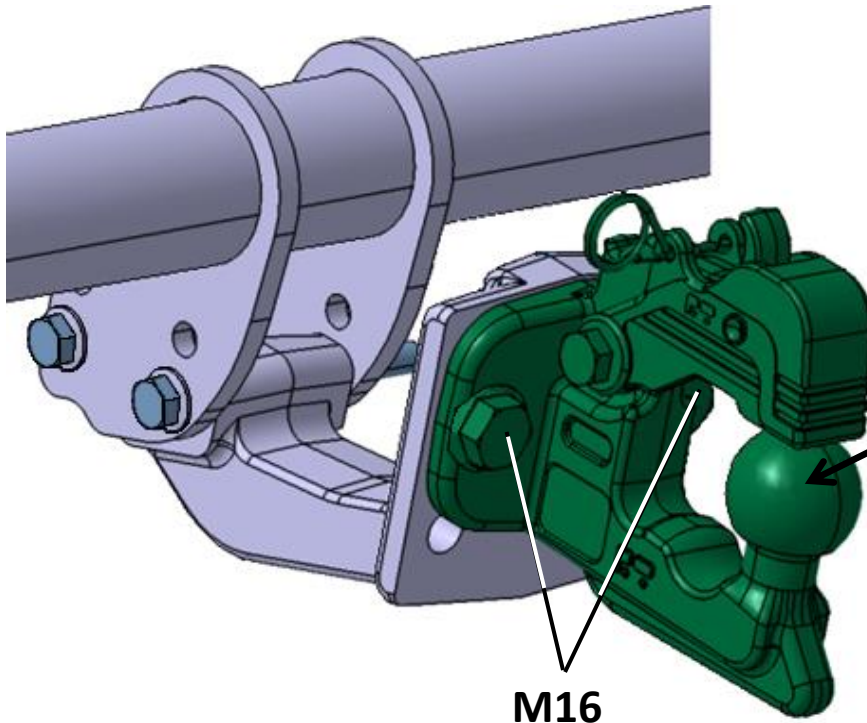
XXXXXX_KXXX3X

XXXXXX_LXXX3X




OPEL : RPO-Code :

→ "ZQF"

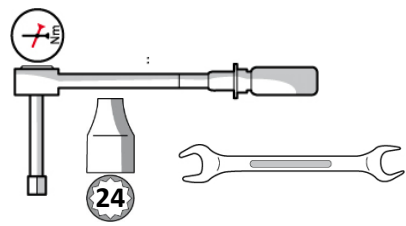


98 238 730 80
 ! 16 855 785 80
 16 855 786 80
 50290986
 50290987

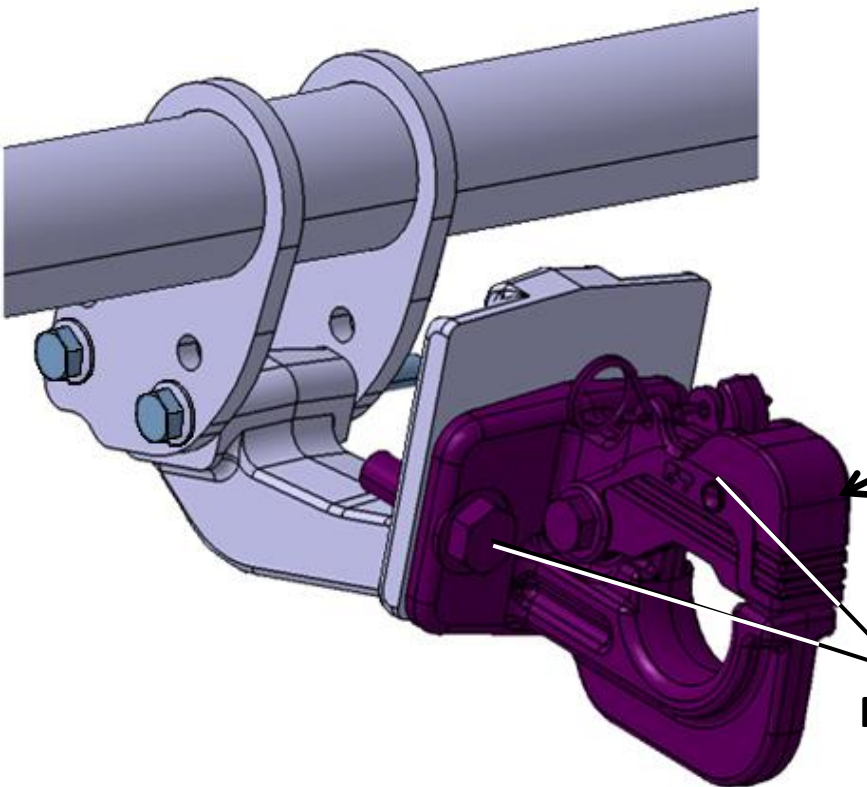
PCD : 9627.CK
FIAT : 71809106



M16




! M16 : 195 Nm

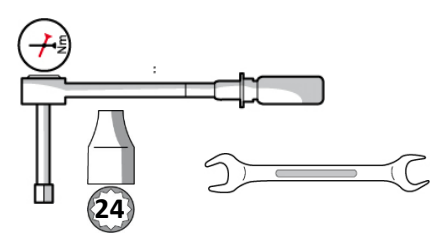


98 238 730 80
 ! 16 855 785 80
 16 855 786 80
 50290986
 50290987

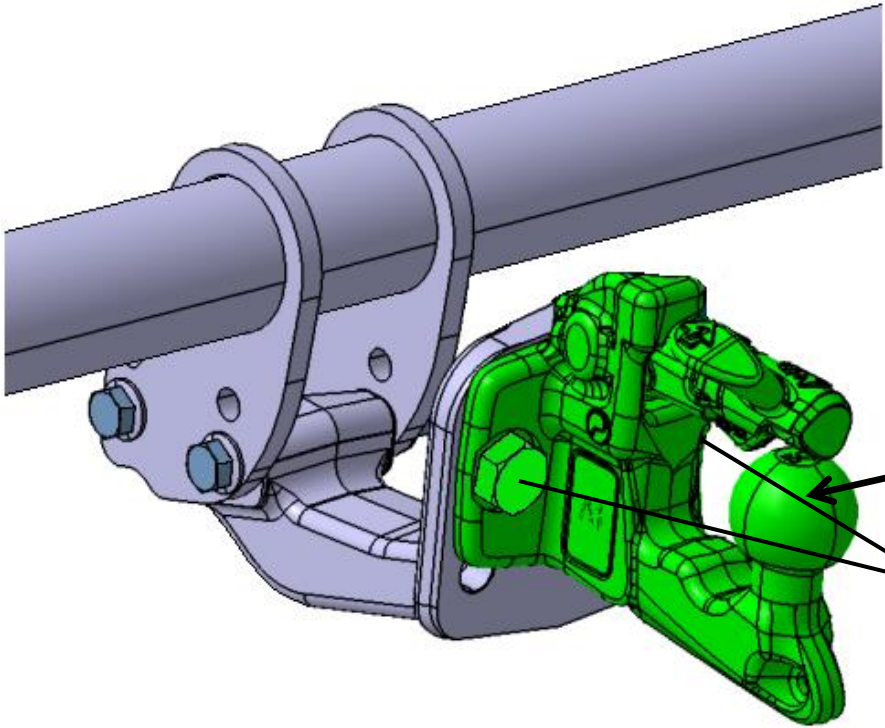
PCD : 9627.CL
FIAT : 71809254



M16



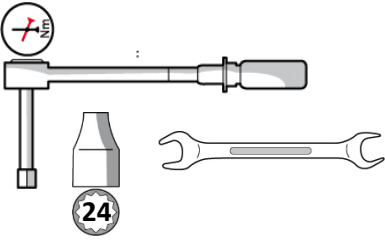
! M16 : 195 Nm




98 238 730 80
! 16 855 785 80
16 855 786 80
50290986
50290987

PCD : 1623212280
FIAT : 71809253

M16



M16 : 195 Nm



Dispositivo di traino tipo : **16 855 785 80 - 16 855 786 80 - 98 238 730 80 - 39175963 - 39175964 - 50290986 - 50290987**
Per autoveicolo : **PEUGEOT Rifter - PEUGEOT Partner - CITROEN Berlingo - OPEL Combo - OPEL Combo Life - FIAT Doblò**
Tipo funzionale : **E * ****_*******

Classe e tipo di attacco : **F**
Omologazione : **E*24 55R-010449**
Valore D : **8,64 kN**
Carico verticale max. S : **75 kg**
Larghezza rimorchiabile per Caravan e T.A.T.S. : 2,55m vedere CARTA di CIRCOLAZIONE VEICOLO (motrice) + 70cm = ...arrotondare ai 5cm superiore (vedi D.M.28/05/85)
Massa rimorchiabile : vedi carta di circolazione dell'autoveicolo

Per verificare l'idoneità del dispositivo di traino omologato a norma CEE R55, all'installazione sulla vettura su cui si intende procedere al montaggio, compilare la seguente formula (se necessario declassare la massa rimorchiabile) :

$$D = \frac{T \times C}{T + C} \times 0,00981 < 8,64 \text{ kN}$$

dove : T = Massa Complessiva Max. della motrice (in kg)
C = Massa Rimorchiabile Max. della motrice (in kg)

DA COMPILARE PER IL COLLAUDO

DICHIARAZIONE DI CORRETTO MONTAGGIO : la sottoscritta Ditta dichiara di aver montado in maniera corretta ed in conformit alle prescrizioni sia del costruttore del veicolo che del costruttore del dispositivo stesso il seguente dispositivo di attacco meccanico :

tipo :
Il dispositivo di attacco sopra indicato è stato installato su autoveicolo
modello :
targa :
Data :

TIMBRO e FIRMA

Si dichiara inoltre di aver informato l'utente del veicolo sull'USO e MANUTENZIONE del dispositivo stesso.

Dispositivo di traino tipo : **16 855 787 80 - 16 855 788 80 - 98 199 896 80 - 39175957 - 39175958 - 50290982 - 50290983**
Per autoveicolo : **PEUGEOT Rifter - PEUGEOT Partner - CITROEN Berlingo - OPEL Combo - OPEL Combo Life - FIAT Doblò**
Tipo funzionale : **E * ****_*******

Classe e tipo di attacco : **A50-X**
Omologazione : **E*24 55R-010447**
Valore D : **8,64 kN**
Carico verticale max. S : **75 kg**
Larghezza rimorchiabile per Caravan e T.A.T.S. : 2,55m vedere CARTA di CIRCOLAZIONE VEICOLO (motrice) + 70cm = ...arrotondare ai 5cm superiore (vedi D.M.28/05/85)
Massa rimorchiabile : vedi carta di circolazione dell'autoveicolo

Per verificare l'idoneità del dispositivo di traino omologato a norma CEE R55, all'installazione sulla vettura su cui si intende procedere al montaggio, compilare la seguente formula (se necessario declassare la massa rimorchiabile) :

$$D = \frac{T \times C}{T + C} \times 0,00981 < 8,64 \text{ kN}$$

dove : T = Massa Complessiva Max. della motrice (in kg)
C = Massa Rimorchiabile Max. della motrice (in kg)

DA COMPILARE PER IL COLLAUDO

DICHIARAZIONE DI CORRETTO MONTAGGIO : la sottoscritta Ditta dichiara di aver montado in maniera corretta ed in conformit alle prescrizioni sia del costruttore del veicolo che del costruttore del dispositivo stesso il seguente dispositivo di attacco meccanico :

tipo :
Il dispositivo di attacco sopra indicato è stato installato su autoveicolo
modello :
targa :
Data :

TIMBRO e FIRMA

Si dichiara inoltre di aver informato l'utente del veicolo sull'USO e MANUTENZIONE del dispositivo stesso.

Dispositivo di traino tipo : **16 855 789 80 - 16 855 790 80 - 98 199 886 80 - 39175959 - 39175960 - 50290984 - 50290985**
Per autoveicolo : **PEUGEOT Rifter - PEUGEOT Partner - CITROEN Berlingo - OPEL Combo - OPEL Combo Life - FIAT Doblò**
Tipo funzionale : **E * ****_*******

Classe e tipo di attacco : **A50-X**
Omologazione : **E*24 55R-010448**
Valore D : **8,64 kN**
Carico verticale max. S : **75 kg**
Larghezza rimorchiabile per Caravan e T.A.T.S. : 2,55m vedere CARTA di CIRCOLAZIONE VEICOLO (motrice) + 70cm = ...arrotondare ai 5cm superiore (vedi D.M.28/05/85)
Massa rimorchiabile : vedi carta di circolazione dell'autoveicolo

Per verificare l'idoneità del dispositivo di traino omologato a norma CEE R55, all'installazione sulla vettura su cui si intende procedere al montaggio, compilare la seguente formula (se necessario declassare la massa rimorchiabile) :

$$D = \frac{T \times C}{T + C} \times 0,00981 < 8,64 \text{ kN}$$

dove : T = Massa Complessiva Max. della motrice (in kg)
C = Massa Rimorchiabile Max. della motrice (in kg)

DA COMPILARE PER IL COLLAUDO

DICHIARAZIONE DI CORRETTO MONTAGGIO : la sottoscritta Ditta dichiara di aver montado in maniera corretta ed in conformit alle prescrizioni sia del costruttore del veicolo che del costruttore del dispositivo stesso il seguente dispositivo di attacco meccanico :

tipo :
Il dispositivo di attacco sopra indicato è stato installato su autoveicolo
modello :
targa :
Data :

TIMBRO e FIRMA

Si dichiara inoltre di aver informato l'utente del veicolo sull'USO e MANUTENZIONE del dispositivo stesso.

Dispositivo di traino tipo : **16 855 785 80 - 16 855 786 80 - 98 238 730 80 - 39175963 - 39175964 - 50290986 - 50290987**
Per autoveicolo : **PEUGEOT e-Rifter - PEUGEOT e-Partner - CITROEN ë-Berlingo - OPEL Combo-e - OPEL Combo-e Life - FIAT e-Doblò**
Tipo funzionale : **E * ****_*******

Classe e tipo di attacco : **F**
Omologazione : **E*24 55R-010449**
Valore D : **5,64 kN**
Carico verticale max. S : **75 kg**
Larghezza rimorchiabile per Caravan e T.A.T.S. : 2,55m vedere CARTA di CIRCOLAZIONE VEICOLO (motrice) + 70cm = ...arrotondare ai 5cm superiore (vedi D.M.28/05/85)
Massa rimorchiabile : vedi carta di circolazione dell'autoveicolo

Per verificare l'idoneità del dispositivo di traino omologato a norma CEE R55, all'installazione sulla vettura su cui si intende procedere al montaggio, compilare la seguente formula (se necessario declassare la massa rimorchiabile) :

$$D = \frac{T \times C}{T + C} \times 0,00981 < 8,64 \text{ kN}$$

dove : T = Massa Complessiva Max. della motrice (in kg)
C = Massa Rimorchiabile Max. della motrice (in kg)

DA COMPILARE PER IL COLLAUDO

DICHIARAZIONE DI CORRETTO MONTAGGIO : la sottoscritta Ditta dichiara di aver montado in maniera corretta ed in conformit alle prescrizioni sia del costruttore del veicolo che del costruttore del dispositivo stesso il seguente dispositivo di attacco meccanico :

tipo :
Il dispositivo di attacco sopra indicato è stato installato su autoveicolo
modello :
targa :
Data :

TIMBRO e FIRMA

Si dichiara inoltre di aver informato l'utente del veicolo sull'USO e MANUTENZIONE del dispositivo stesso.

Dispositivo di traino tipo : **16 855 787 80 - 16 855 788 80 - 98 199 896 80 - 39175957 - 39175958 - 50290982 - 50290983**
Per autoveicolo : **PEUGEOT e-Rifter - PEUGEOT e-Partner - CITROEN ë-Berlingo - OPEL Combo-e - OPEL Combo-e Life - FIAT e-Doblò**
Tipo funzionale : **E * ****_*******

Classe e tipo di attacco : **A50-X**
Omologazione : **E*24 55R-010447**
Valore D : **5,64 kN**
Carico verticale max. S : **75 kg**
Larghezza rimorchiabile per Caravan e T.A.T.S. : 2,55m vedere CARTA di CIRCOLAZIONE VEICOLO (motrice) + 70cm = ...arrotondare ai 5cm superiore (vedi D.M.28/05/85)
Massa rimorchiabile : vedi carta di circolazione dell'autoveicolo

Per verificare l'idoneità del dispositivo di traino omologato a norma CEE R55, all'installazione sulla vettura su cui si intende procedere al montaggio, compilare la seguente formula (se necessario declassare la massa rimorchiabile) :

$$D = \frac{T \times C}{T + C} \times 0,00981 < 8,64 \text{ kN}$$

dove : T = Massa Complessiva Max. della motrice (in kg)
C = Massa Rimorchiabile Max. della motrice (in kg)

DA COMPILARE PER IL COLLAUDO

DICHIARAZIONE DI CORRETTO MONTAGGIO : la sottoscritta Ditta dichiara di aver montado in maniera corretta ed in conformit alle prescrizioni sia del costruttore del veicolo che del costruttore del dispositivo stesso il seguente dispositivo di attacco meccanico :

tipo :
Il dispositivo di attacco sopra indicato è stato installato su autoveicolo
modello :
targa :
Data :

TIMBRO e FIRMA

Si dichiara inoltre di aver informato l'utente del veicolo sull'USO e MANUTENZIONE del dispositivo stesso.

Dispositivo di traino tipo : **16 855 789 80 - 16 855 790 80 - 98 199 886 80 - 39175959 - 39175960 - 50290984 - 50290985**
Per autoveicolo : **PEUGEOT e-Rifter - PEUGEOT e-Partner - CITROEN ë-Berlingo - OPEL Combo-e - OPEL Combo-e Life - FIAT e-Doblò**
Tipo funzionale : **E * ****_*******

Classe e tipo di attacco : **A50-X**
Omologazione : **E*24 55R-010448**
Valore D : **5,64 kN**
Carico verticale max. S : **75 kg**
Larghezza rimorchiabile per Caravan e T.A.T.S. : 2,55m vedere CARTA di CIRCOLAZIONE VEICOLO (motrice) + 70cm = ...arrotondare ai 5cm superiore (vedi D.M.28/05/85)
Massa rimorchiabile : vedi carta di circolazione dell'autoveicolo

Per verificare l'idoneità del dispositivo di traino omologato a norma CEE R55, all'installazione sulla vettura su cui si intende procedere al montaggio, compilare la seguente formula (se necessario declassare la massa rimorchiabile) :

$$D = \frac{T \times C}{T + C} \times 0,00981 < 8,64 \text{ kN}$$

dove : T = Massa Complessiva Max. della motrice (in kg)
C = Massa Rimorchiabile Max. della motrice (in kg)

DA COMPILARE PER IL COLLAUDO

DICHIARAZIONE DI CORRETTO MONTAGGIO : la sottoscritta Ditta dichiara di aver montado in maniera corretta ed in conformit alle prescrizioni sia del costruttore del veicolo che del costruttore del dispositivo stesso il seguente dispositivo di attacco meccanico :

tipo :
Il dispositivo di attacco sopra indicato è stato installato su autoveicolo
modello :
targa :
Data :

TIMBRO e FIRMA

Si dichiara inoltre di aver informato l'utente del veicolo sull'USO e MANUTENZIONE del dispositivo stesso.



ECE TYPE-APPROVAL CERTIFICATE



Communication concerning²

- Approval granted
- Approval extended
- Approval refused
- Approval withdrawn
- Production definitively discontinued

of a type of mechanical coupling device or component pursuant to Regulation No.55.

Approval No: **E24-55R01/10-0447-04**

Reason for extension:

- See Test report 17-00379-CX-GBM-04 for full list

1. Trade name or mark of the device or component: **SIARR - Westfalia**
2. Type of device or component: **SI254**
Non standard coupling ball 50
3. Manufacturer's name and address: **S.L.A.R.R. Sns**
rue du General de Gaulle
F-76810 Luneray
4. If applicable, name and address of the manufacturers representative: **N/A**
5. Alternative supplier's names or trade marks applied to the device or component: **N/A**
6. Name and address of the company or body taking responsibility for the conformity of production: **S.L.A.R.R. Sns**
rue du General de Gaulle
F-76810 Luneray
7. Submitted for approval on: **As before and 20.12.2023**
8. Technical service responsible for conducting approval tests: **TÜV SÜD Auto Service GmbH,**
Westerstraße 199,
D-80686 München,
Germany
9. Brief description: **Type: SI254**
Class: 45b-X

² Strike out what does not apply.



Approval No: **E24-55R01/10-0447-04**

9.2 Characteristic values

9.2.1 Primary values:

D: **8.64kN**
 Dc: --
 S: **75 kg**
 U: --
 V: --

Alternative values:

D: **5.64 kN**
 Dc: --
 S: **75 kg**
 U: --
 V: --

9.3 For Class A mechanical coupling devices or components, including towing brackets:

A = 2410 kg
B = 2455 kg

A = Front: 1141 kg / Back: 1412 kg
B = Front: 1180 kg / Back: 1404 kg

A = 1500 kg
B = 750 kg

A = 75 kg
B = 75 kg

A=1870 kg
B =1978 kg

350 < x < 420 mm

N/A

See manufacturer's documentation

See manufacturer's documentation



NSAI

Approval No: E24*55R01/10*0447*04

- 12. Additional information where the use of coupling device or component is restricted to special types of vehicles
- see annex 5, paragraph 3.4:
- 13. For Class K hook type couplings, details of the drawbar eyes suitable for use with the particular hook type:
- 14. Date of test report:
- 15. Number of test report:
- 16. Approval mark position:
- 17. Reason(s) for extension of approval:
- 18. Approval ~~granted~~ ~~extended~~ ~~refused~~ ~~withdrawn~~:
- 19. Place:
- 20. Date:
- 21. Signature:

Dodd



22. The list of documents deposited with the Administration Service which has granted approval is annexed to this communication and may be obtained on request.



NSAI

ECE TYPE-APPROVAL CERTIFICATE



Communication concerning²

Approval granted
Approval extended
Approval refused
Approval withdrawn
Production definitively discontinued

of a type of mechanical coupling device or component pursuant to Regulation No.55.

Approval No: E24*55R01/10*0448*04

Reason for extension:

- See Test report 17-00380-CX-GBM-04 for full list

- 1. Trade name or mark of the device or component: *SIARR - Westfalia*
- 2. Type of device or component: *SI255
Non standard coupling ball 50*
- 3. Manufacturer's name and address: *S.I.A.R.R. Sas
rue du General de Gaulle
F-76810 Luneray*
- 4. If applicable, name and address of the manufacturers representative: *N/A*
- 5. Alternative supplier's names or trade marks applied to the device or component: *N/A*
- 6. Name and address of the company or body taking responsibility for the conformity of production: *S.I.A.R.R. Sas
rue du General de Gaulle
F-76810 Luneray*
- 7. Submitted for approval on: *As before and 20.12.2023*
- 8. Technical service responsible for conducting approval tests: *TÜV SÜD Auto Service GmbH,
Westendstraße 199,
D-80686 München,
Germany*
- 9. Brief description
- 9.1 Type and class of device or component: *Type: SI255
Class: A50-X*

² Strike out what does not apply.



Approval No: **E24*55R01/10*0448*04**

9.2 Characteristic values

9.2.1 Primary values: D: **8.64 kN**
De: --
S: **75 kg**
U: --
V: --

Alternative values: D: **5.64 kN**
De: --
S: **75 kg**
U: --
V: --

9.3 For Class A mechanical coupling devices or components, including towing brackets:

Vehicle manufacturer's maximum permissible vehicle mass:

A = 2410 kg
B = 2455 kg

Distribution of maximum permissible vehicle mass between the axles:

A = Front: 1141 kg / Back: 1412 kg
B = Front: 1180 kg / Back: 1404 kg

Vehicle manufacturer's maximum permissible towable trailer mass:

A = 1500 kg
B = 750 kg

Vehicle manufacturer's maximum permissible static mass on coupling ball:

A = 75 kg
B = 75 kg

Maximum mass of vehicle, with bodywork, in running order, including coolant, oils, fuel, tools and spare wheel (if supplied) but not including driver:

A = 1870 kg
B = 1978 kg

Loading condition under which the tow ball height of a mechanical coupling device fitted to category M1 vehicles is to be measured – see paragraph 2 of annex 7, appendix 1:

350 < x < 420 mm

9.4 For class B coupling heads, is the coupling head intended to be fitted to an unbraked O1 trailer: ~~yes/449~~

N/A

10. Instructions for the attachment of the coupling device or component type to the vehicle and photographs or drawings of the mounting points given by the manufacturer:

See manufacturer's documentation

11. Information on the fitting of any special reinforcing brackets or plates or spacing components necessary for the attachment of the coupling device or component:

See manufacturer's documentation



Approval No: **E24*55R01/10*0448*04**

12. Additional information where the use of coupling device or component is restricted to special types of vehicles – see annex 5, paragraph 3.4:

See manufacturer's documentation

13. For Class K hook type couplings, details of the drawbar eyes suitable for use with the particular hook type:

N/A

14. Date of test report:

As before and 15.12.2023

15. Number of test report:

17-003380-CX-GBM up to -04

16. Approval mark position:

Manufacturer's plate on socket plate, riveted

17. Reason(s) for extension of approval:

See top of page 1 of certificate for details

18. Approval ~~granted/extended/refused/withdrawn~~:

Extended

19. Place:

Dublin

20. Date:

02nd February, 2024

21. Signature:



22. The list of documents deposited with the Administration Service which has granted approval is annexed to this communication and may be obtained on request.



NSAI

ECE TYPE-APPROVAL CERTIFICATE



Communication concerning²

- Approval granted
- Approval extended
- Approval refused
- Approval withdrawn
- Production definitively discontinued

of a type of mechanical coupling device or component pursuant to Regulation No.55.

Approval No: **E24*55R01/10*0449*04**

Reason for extension:

- See Test report 17-00417-CX-GBM-04 for full list

1. Trade name or mark of the device or component: **SIARR - Westfalia**
2. Type of device or component: **SI256**
Non standard drawbeam
3. Manufacturer's name and address: **S.I.A.R.R. Sas**
rue du General de Gaulle
F-76810 Luneray
4. If applicable, name and address of the manufacturers representative: **N/A**
5. Alternative supplier's names or trade marks applied to the device or component: **N/A**
6. Name and address of the company or body taking responsibility for the conformity of production: **S.I.A.R.R. Sas**
rue du General de Gaulle
F-76810 Luneray

Submitted for approval on: **As before and 20.12.2023**

Technical service responsible for conducting approval tests: **TÜV SÜD Auto Service GmbH,**
Westendstraße 199,
D-80686 München,
Germany

Brief description

Type and class of device or component: **Type: SI256**
Class: F

² Strike out what does not apply.



NSAI

Approval No: **E24*55R01/10*0449*04**

9.2 Characteristic values

9.2.1 Primary values:

- D: **8.64kN**
- Dc: **--**
- S: **75 kg**
- U: **--**
- V: **--**

Alternative values:

- D: **5.64kN**
- Dc: **--**
- S: **75 kg**
- U: **--**
- V: **--**

9.3 For Class A mechanical coupling devices or components, including towing brackets:

A = 2410 kg
B = 2455 kg

A = Front: 1141 kg / Back: 1412 kg
B = Front: 1180 kg / Back: 1404 kg

A = 1500 kg
B = 750 kg

A = 75 kg
B = 75 kg

A=1870 kg
B =1978 kg

350 < x < 420 mm


N/A

See manufacturer's documentation

See manufacturer's documentation
14438



Approval No: E24-55R01/10-0449-04

12. Additional information where the use of coupling device or component is restricted to special types of vehicles - see annex 5, paragraph 3.4:
See manufacturer's documentation
13. For Class K hook type couplings, details of the drawbar eyes suitable for use with the particular hook type:
N/A
14. Date of test report:
As before and 15.12.2023
15. Number of test report:
17-00417-CX-GBM up to -04
16. Approval mark position:
Manufacturer's plate on socket plate, riveted
17. Reason(s) for extension of approval:
See top of page 1 of certificate for details
18. Approval ~~granted~~/~~extended~~/~~refused~~/~~withdrawn~~:
Extended
19. Place:
Dublin
20. Date:
02nd February, 2024
21. Signature:

22. The list of documents deposited with the Administration Service which has granted approval is annexed to this communication and may be obtained on request.

